

District of Parry Sound Housing and Homelessness

Plan Update
2019



District of Parry Sound



Social Services
Administration Board

www.psdssab.org



CONTENTS

Who Are We?	3
A demographic and socioeconomic review of the District of Parry Sound including a comprehensive look at housing make up, population break down and median income.	
Housing Affordability & Availability	5
A review of the housing spectrum and current options and challenges within the District of Parry Sound. Including information pertaining to Community Housing waitlists, Affordable Housing programs and home ownership options.	
Housing & Homelessness Plan 2013	10
A review of the priorities outlined in the District of Parry Sound Social Services Administration Board 10 Year Housing & Homelessness Plan 2013.	
What We Have Done	10
A review of the past five years regarding community engagement and programming delivered.	
Let's Make it Count- Enumeration 2018	15
An overview of enumeration data compiled during the 2018 enumeration of the Parry Sound District homelessness population. Including charts and infographics showcasing key data collected.	
Housing & Homelessness Plan Update Process & Consultations	17
A review of the plan update process, including notes from consultations with public, community service providers and municipalities.	
Priorities, Outcomes & Goals	18
Updated priorities including outcomes and plans for the future.	
Appendix A: Annual Reporting Template - Reporting on the Progress of the Plan	22
Appendix B: Checklist for Content in Housing and Homelessness Plan	23

Housing and Homelessness Plan Update 2019

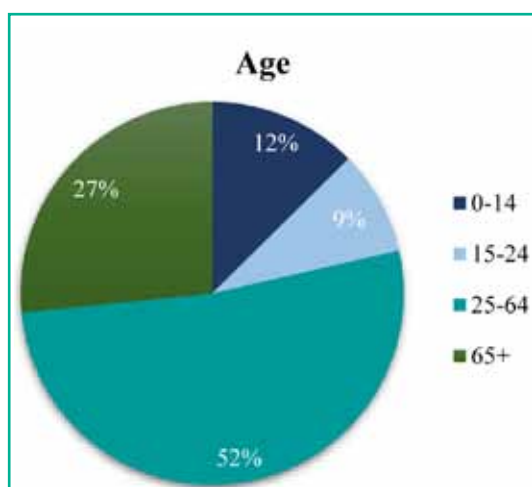
WHO ARE WE?

The District of Parry Sound is a proud part of Northeastern Ontario. The District sits on the eastern shore of Georgian Bay and is surrounded by Muskoka to the south, Nipissing to the northeast, and Sudbury and Manitoulin to the northwest. The District covers 9,326 square kilometers and has a population of 42,824 people. It accounts for 3.4% of Northeastern Ontario's area and 7.8% of its population. The District has a population density of 4.6 people per square kilometer which is higher than Northeastern Ontario at 2.0 but significantly lower than the Province of Ontario at 14.8.

The District is made up of 22 municipalities, two unincorporated areas, and six First Nations communities. At the sub-district level, we define our district as East Parry Sound and West Parry Sound. The following chart shows the community break down:

	East Parry Sound	West Parry Sound
Towns	Town of Kearney	Town of Parry Sound
Villages	Burks Falls, South River Sundridge	N/A
Municipalities	Powassan, Callander, Magnetawan	McDougall, Whitestone
Townships	Perry, Armour, Ryerson Strong Joly, Machar, Nipissing McMurrich/Monteith	Carling, Seguin McKellar, Archipelago

From 2011-2016 we saw a population growth of 1.6% or 622 people. The District of Parry Sound is largely made up of small rural communities, where access to grocery stores, community centres, health care, etc. pose challenges, including a requirement for reliable transportation.



As Figure 1 indicates: Within the District of Parry Sound children aged 0-14 make up 12% of the total population, while youth aged 15-24 make up only 9%. The core workers aged 25-64 make up 52% and seniors aged 65+ make up 27%. It is interesting to note that the number of seniors is greater than the number of children and youth combined. Our dependency ratio, indicating the amount of pressure on the productive part of the population (aged 15-64) is 64 which is high compared to Northeastern Ontario at 56 and the Province of Ontario at 50¹.

¹District of Parry Sound Demographic & Socioeconomic Profile

WHO ARE WE? cont'd

The District of Parry Sound is unique in that we have a declining children, youth and core working age population. Population projections from 2017-2031 propose that our children aged 0-14 will decline by 3.7%, youth aged 15-24 will decline by 14% and our core working age 25-64 will decline by 15%. Within the same period of time, we can expect our senior's population (aged 65+) to grow by 40.2%.² Figure 2 provides a visual representation of our projected population.

The District of Parry Sound has a high proportion of single-detached dwellings at 89.5% compared to the Province of Ontario at 62.4%. The high number of single-detached dwellings compounds housing challenges within the District. Our housing options are limited with very few apartments making up a mere 5.2% of housing stock or other housing options (including semi-detached houses, duplexes, row housing, movable dwellings or other single-attached houses) making up 5.4% of housing stock. The portion of the population who are able to secure a place to live, on rental or ownership basis, face the challenges of affordability and over housing.

Of particular concern are single individuals, living alone, and lone parent families, who have limited incomes, and make up 35.6% of family households in the District. From 2011-2016 lone parent families have increased by 33.9% and single individuals have increased by 5.8%. These two demographics are at higher risk of facing housing and homelessness challenges given the income available, the cost of renting or purchasing within the District, and the limited number of units that are appropriately sized.

The median income within the District of Parry

Sound is \$30,313 compared to the Province of Ontario at \$33,539. Five municipalities within the District have median incomes above the Province, the remaining areas fall below the provincial median down to a minimum of \$21,458 in the Village of South River. According to 2016 census data, 15.1% of the population in the District of Parry Sound are living with income below the Low Income Measure After Tax (LIM-AT). This is slightly higher than the province at 14.4%. The following is a breakdown of age

groups falling below the low income measure- after tax.

- 6% are children aged 0-5,
- 12.5% are youth aged 6-17,
- 58% are between the ages of 18-64,
- 23.3% are seniors aged 65+

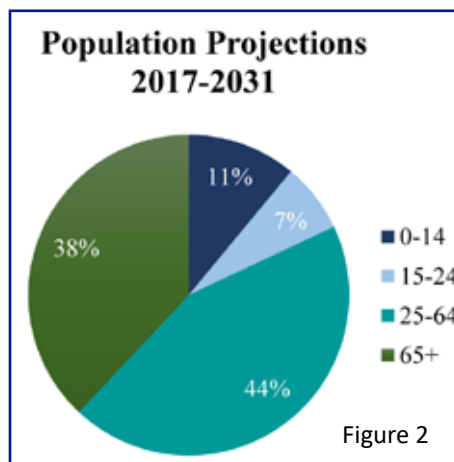


Figure 2

The District of Parry Sound has a large proportion of

homeowners at 83% compared to the Ontario average of 70%. Both renter and owner households within the District face challenges of finding suitable and affordable housing options. Our rental stock is extremely limited with low vacancy rates and most units being filled long before an ad ends up in a community newspaper. Our real estate market does not offer many affordable homes for purchase with the median sale price for a non-waterfront property sitting at \$343,000 in January 2019³. According to the 2016 census, 23.5% of the total households in the District are spending more than the affordability standard (30% of the total household income) on shelter costs. In the rental market, 47% of renters are spending 30% or more on shelter costs, whereas 18.6% of homeowners are spending more than the affordable standard.

² Ontario Ministry of Finance, Ontario Population Projections Update, 2016-2041

³ Housing Market Stats: Lakelands Association of Realtors

HOUSING AFFORDABILITY & AVAILABILITY

Rent Geared to Income Housing & Waitlists

Within the District of Parry Sound, our 2016 census data indicates that 16.1% of rental households are in subsidized housing. The District of Parry Sound Social Services Administration Board (DSSAB) owns and operates 209 rent geared to income (RGI) Community Housing units across the District known as the Local Housing Corporation (LHC). These units provide a mixture of senior apartments, single individual apartments, and family duplexes. The waiting list for RGI housing has maintained steady since 2014 and is listed above.

	2014	2015	2016	2017	2018
Households on Waitlist	418	340*	406	408	405
Applications Received	152	121	140	112	124
People Housed	30	35	33	20	28

*2015's drop in waitlist numbers resulted from the removal of our Housing Provider's market rent waitlist off the centralized waitlist.

Waitlists are broken down per building with some experiencing longer wait times. For example, we have one building in Parry Sound for non-senior, single individuals. The current wait time for a unit in this building is 18 years. Our senior building in Parry Sound sits at an average three years wait time. The following chart indicates the average wait time based on the demographics and location of the people within the District.

Demographic	Location	Average Wait Time
Single Individuals	West Parry Sound	18 years
	East Parry Sound	6 Years
Seniors	West Parry Sound	3 years
	East Parry Sound	less than 1 year
Families	West Parry Sound	7 years
	East Parry Sound	7 Years

The chronological wait list is affected by our special priority applicants. The DSSAB, in accordance with the Housing Services Act, offers a special priority to victims fleeing domestic violence and victims and survivors of human trafficking. When special priority applicants apply and receive approval, they are automatically given priority status and moved to the top of the list. The strategy to support the housing needs of special priority applicants is necessary to ensure the safety and wellbeing of our clients.

In order to help bridge the gap for people on our waiting list, we have 30 housing allowances available. These are monthly cheques written to the client to be put toward their housing costs. Housing allowances are \$225 monthly and up until 2015, we had 15 housing allowances total. We were able to utilize Investments in Affordable Housing-Extension (IAH-E) year two funding to raise the number of housing allowances to 30. Unfortunately, these housing allowances are coming to an end in 2022 when affordability will become more challenging for these 30 recipients.

Rent Geared to Income Housing & Waitlists cont'd

In addition to our LHC's RGI housing portfolio, we provide funding for three non-profit housing providers in accordance with ongoing operating agreements. The three housing providers are: Parry Sound Non-Profit Housing Corporation, Georgian Bay Native Non-Profit Homes Incorporated and Golden Sunshine Municipal Non-Profit. We maintain waitlist management including special priority and determine RGI eligibility for two of the three non-profits. Combined, these housing providers' offer 98 RGI homes and 37 market homes to people in the District.

Our partnerships with these non-profit housing providers are based on ongoing operating agreements. As these agreements expire, our non-profit housing providers may be able to raise their rents and move into the private rental market. We have experienced one

federal project operating agreement expire. Additionally, we have one provider at the end of their mortgage, who, at this time has signed a three year agreement to continue operating within the Community Housing portfolio. The release of the Canada-Ontario Community Housing Initiative (COCHI), has provided additional options for the continuation within the RGI community housing portfolio for our non-profits. We intend to use our COCHI allocation to protect tenants in projects with expiring operating agreements to stabilize the supply of units through funding repairs and renovations to help demonstrate long term sustainability of the building. Housing Providers who agree to utilize the COCHI funding will be required to enter into an agreement with the Parry Sound DSSAB to remain as social housing under the Housing Services Act (HSA) 2011 for ten years from the completion of the work.

Food Security Programs

We do have a number of foodbanks located across the District. These foodbanks support clients year round and operate, largely in part, thanks to donations and volunteers. The chart indicates the foodbank usage over the past three years, broken down to indicate demographic age. As you can see, our numbers have drastically increased from 2016 to 2018. These numbers reflect a 53% increase in foodbank usage.

	2016	2017	2018
Children	6,135	11,369	12,260
Adults	10,520	14,971	19,130
Seniors (65+)	1,197	1,804	2,341
Community Meals*	N/A	N/A	1,395
Total	17,852	28,144	33,731

*As of 2018, Community Meals began being tracked numerically.

The Housing Spectrum

The housing spectrum provides a visual representation of the necessary housing options to support our clients. It recognizes that individuals and families have varying opportunities to establish themselves in safe, affordable and secure housing. The spectrum serves as a useful tool for measuring the areas in which we are lacking housing options district wide.

The Housing Spectrum cont'd

Emergency – Crisis	Transitional Housing	Supportive Housing	Community Housing	Private Rental Housing	Home Ownership
hotels/motels, out of the cold, shelters, hostels, detox treatment	Second stage housing	group homes or supports within own home	affordable housing, RGI, non-profit	subsidized and market rental homes	mortgages, houses, condos

Emergency- Crisis

Under the emergency-crisis tab we have limited options. The usage of hotels/motels in the area is possible during the late fall, winter and early spring only, due to our busy tourist and construction season. The OPP, Canadian Mental Health Association- Muskoka Parry Sound (CMHA-MPS) and our homelessness prevention team offer hotel/motel stays to crisis clients in some situations. We do not have any hostels or out of the cold programs operating currently. The District of Parry Sound does have a 10 bed women's shelter to support women and children fleeing from domestic violence. The following

chart indicates the demand usage on the shelter from 2013-2018.

We have seen a significant jump in shelter usage over the past six years. The average number of women accessing the shelter annually from 2009-2012 was 91, comparatively, the average number of women accessing the shelter from 2013-2018 was 130. Reflecting a 43% increase in admissions. From 2013-2018 our shelter statistics have shown that 57% of admissions were related to women and children fleeing domestic violence situations, the remaining 43% were housing crisis situations.

Shelter Admissions	2013	2014	2015	2016	2017	2018
Women	129	103	129	131	132	157
Children	29	10	67	79	71	37
Number of crisis/ support calls	363	349	443	321	376	334

Transitional Housing

Transitional housing within the District is severely lacking. There are very few options for people attempting to transition out of emergency/crisis shelters, hospitals and other provincially funded institutions. People who are able to secure a unit are often unable to secure the supports they need to be successful. Access to necessary supports often include applications and waitlists. The time-lapse while waiting for access to services can lead to evictions, legal trouble and people experiencing homelessness.

Supportive Housing

The District of Parry Sound has supportive housing units operated by The Friends. These units maintain ongoing waitlists and provide a combination of rent geared to income and long term health care supports necessary for clients to succeed. Additionally there are a number of retirement homes offering supportive housing to seniors.

According to our local service providers, supportive housing in the Parry Sound District is also offered by providing supports within private market homes. Clients in the community who require supports from community agencies are living in private apartments or homes, while the agencies provide the services on an ongoing basis. In addition to at home support services, the District has three long term care facilities, however, these facilities have lengthy waitlists.

Community Housing

Social and affordable housing within the District of Parry Sound are incredibly limited. As previously explained, our RGI housing portfolio has waiting lists, with times extending over multiple years. Affordable housing projects have assisted in increasing housing stock within our communities, however, these units often do not promote movement within our RGI housing waitlists. Since 2007 we have added 69 affordable homes to the rental market with an additional 14 units being completed in the 2019 year. The affordable home rental costs are set at 20% below average market rent. Average market rent is determined by the DSSAB. The chart below indicates the 2019 average market and affordable rental amounts based on their location within the District. These rental amounts are inclusive of heat and hydro costs.

	Bachelor	One Bedroom	Two Bedroom	Three Bedroom
East Parry Sound				
Average Market Rent	\$809	\$899	\$992	\$1,181
Affordable Rent	\$647	\$719	\$793	\$944
West Parry Sound				
Average Market Rent	\$933	\$1,025	\$1,112	\$1,312
Affordable Rent	\$746	\$820	\$889	\$1,049

Unfortunately, even the affordable homes are often out of reach for people on Ontario Works, Ontario Disability Support Program or working minimum wage jobs who can afford \$219.90, \$340.80 or \$637.00 respectively.

Private Rental Housing

The private rental housing market within the District is small with low vacancy rates. Private rental units are often rented before an ad is posted publically. The creation of affordable housing projects within the District has added new market units. As well, since 2005 these affordable housing projects have introduced 111 market rental homes. As an additional resource we offer housing allowances and rent supplements. Housing allowances, as previously mentioned, is a \$225 cheque paid to the client monthly to help with housing affordability. Additionally, we offer rent supplements. This program is limited to a dollar value annually which on average provides 20 clients with a rent supplement. Rent supplements are cheques paid directly to the landlord for a portion of the rental costs, with the remaining costs to be paid by the tenant. Our rent supplement program ends in 2023.

Home Ownership

On the home ownership end of the spectrum there are very few affordable options available. Our real estate market includes many high end homes and cottages located on waterfront lots. The few modest homes that are available are often purchased quickly. As previously indicated the median sale price of non-waterfront property is \$343,000 as of January 2019. This price is unattainable for people earning median income within the District. The following chart depicts the affordable house purchase price linked to various incomes and household compositions. These numbers are based on a 5% down payment, 25 year amortization and an interest rate of 4.99%. We have included a column of additional housing costs per month to include heating, hydro and property taxes.

Demographic & Income Source	Annual Income	Affordable Purchase Price	Monthly Mortgage Payment	Additional Housing Costs	Affordable Housing Monthly Costs
Single Individual: Wage \$14.00/hour 35 hours weekly	\$25,480	\$58,794	\$337.00	\$300.00	\$637.00
Couple Household: Wage \$14.00/hour 35 hours weekly	\$50,960	\$166,336	\$974.00	\$300.00	\$1,274.00
Single Individual: Wage \$18.00/hour 35 hours weekly	\$32,760	\$90,526	\$519.00	\$300.00	\$819.00
Couple Household: Wage \$18.00/hour 35 hours weekly	\$65,520	\$221,521	\$1,338.00	\$300.00	\$1,638.00
Single Individual: Wage \$20.00/hour 35 hours weekly	\$36,400	\$100,992	\$610.00	\$300.00	\$910.00
Couple Household: Wage \$20.00/hour 35 hours weekly	\$72,800	\$251,654	\$1,520.00	\$300.00	\$1,820.00

Developed with the Bank of Montreal Affordable Mortgage Calculator

As mentioned, the District of Parry Sound median income is \$30,313. When considered for an individual working 35 hours per week this is an hourly wage of \$16.65. As the chart above indicates, for the 50% of the District whose income falls below the median income, home ownership is simple out of the affordable range. Furthermore, many people who are earning income above the District's median income are unable to affordably support a mortgage of \$343,000. The necessary household income to support a house with the median purchase price for the District (\$343,000) is \$91,000. This income breaks down into a full time hourly wage of \$50.00 for a single individual or a couple household each earning a full time wage of \$25.00 hourly. According to our 2016 census data, only 29% of the total households within the District of Parry Sound earn the necessary income to purchase a home at the median house price of \$343,000.

HOUSING & HOMELESSNESS PLAN 2013

The District of Parry Sound's first Housing and Homelessness Plan, in 2013, indicated the housing needs within the District. These priorities have helped inform programming decisions and staff resources over the last five years. We have utilized these priorities to foster community collaborations where possible. The document outlined the following three priorities:

- 1. Focusing a homelessness reduction and stabilization strategy for five years on the non-senior single adults and lone parent families in the District.**
- 2. Focusing on developing housing alternatives and support services for seniors living alone, senior couples and persons with disabilities in the District at risk of losing their place in the community.**
- 3. Creating a central database on the affordable housing needs and homelessness risks at the District, sub-district (east and west) and community levels to enable coordinated planning for the reduction and prevention of homelessness among high priority groups within the population.**

These priorities have provided an excellent starting point for our area and have encouraged collaborations and information sharing to provide better housing and homelessness support to our communities.

WHAT WE HAVE DONE:

Municipal Engagement & H.O.M.E Network Development

We reached out to each of our 22 municipalities to provide one on one presentations to define and outline our Housing & Homelessness Plan priorities. This opportunity allowed a chance to clarify how housing and homelessness issues are present in all communities, regardless of how remote or rural the community may seem. We provided a copy of the Ministry of Municipal Affairs and Housing's Municipal Tools for Affordable Housing document to each of our municipalities in an attempt to encourage the creation of affordable units District wide. In addition, we offered a training opportunity for municipal staff and council to meet with Ministry staff to learn about practical affordable solutions for rural communities.

Through this connection with our municipalities we have developed our H.O.M.E (Homelessness Objectives Maximizing Efforts) Network. This network began as an opportunity to engage the District of Parry Sound community partners to create housing opportunities for people that foster independence and enable participation in

H.O.M.E Network- Success Story

In 2015 our Homelessness Prevention team was working with a young family, struggling without a place to live. Through the connections built within our H.O.M.E Network we were able to connect the young family with a local landlord who happened to have a vacant home. The speed with which the family was able to move into their home was created due to a connection formed at our H.O.M.E Network meeting.

the community and economy. It has grown to include many community partners including, but not limited to, the Near North District School Board, Canada Mortgage and Housing

Corporation, the West Parry Sound Health Centre, municipal Council and staff and local non-profit landlords. The H.O.M.E network meets three times annually to discuss housing needs, identify and determine solutions to housing crisis and explore collaboration between service providers. We are able to utilize the H.O.M.E Network as the original sharing opportunity for our annual Housing and Homelessness Plan reports. These reports are created in the spring and are available to the public through our external website or upon request at our local municipalities or DSSAB offices.

Broad Range Community Collaborations

In addition to our H.O.M.E Network, the District of Parry Sound Social Services Administration Board staff participate in many cross sectoral networks and planning tables. The Health and Social Services Network is a group of health and social service professionals who are working on issues that affect both disciplines within the catchment area of the West Parry Sound Health Centre (WPSHC). This network has created a dialogue between service providers to share support, ideas and solutions to the challenges in the Parry Sound District.

Through the use of community collaborations and networks we have developed relationships with service providers that otherwise would not be possible. The District of Parry Sound Social Services Administration Board and Canadian Mental Health Association: Muskoka Parry Sound (CMHA-MPS) have demonstrated an ongoing working relationship over the past five years. Both organizations have worked diligently and collaboratively to help support our collective clients. In 2018 we commenced a pilot project called Home for Good which adds a transitional support worker from CMHA-MPS into Community Housing. The pilot program is intended to lessen landlord/tenant complaints, reduce tenant turnover, increase participation in employment or volunteering and decrease police/EMS calls to our buildings.

Home for Good has provided our Homelessness Prevention Program with four additional housing allowances. These housing allowances are limited to clients who are receiving ongoing services from CMHA-MPS staff.

A second outcome of our working relationship with community partners is the development of the Road to Recovery home. This transitional supportive home has helped to support CMHA-MPS clients who are transitioning from provincially funded institutions. The project is a partnership agreement combining a four

bedroom home owned by the DSSAB and support services from CMHA-MPS, to support clients on their transition from hospital or other provincially funded institution, back into the community. The home was renovated from a family home to provide living space for four individuals who are transitioning back into the community. The clients will receive ongoing supports from CMHA-MPS staff to make the transition as smooth as possible.

West Parry Sound community partners have developed a Situational Table, officially named the IMPACT (Interagency Mobilization of Partners Achieving Collaboration Table) group. In 2018, the West Parry Sound Health Centre took a leadership role in the creation and implementation of this group. The IMPACT group worked closely on approximately 10 cases in the 2018 year. Cases are identified by meeting predetermined criteria for Acutely Elevated Risk. Once cases are identified, all agencies meet where impersonal details of the case are presented to the group and the required agencies for support are identified. From this point the required agencies meet to discuss the details and determine an intervention. This table has proven as an excellent resource for collaboration. Some of the key agencies involved are CMHA-MPS, Hands, Children's Aid Society, Community Paramedicine, Parry Sound High School, WPSHC, OPP and more.

Developmental Services Ontario (DSO) provided information through our consultation process to outline the challenges clients are facing in the District of Parry Sound. Many adults with developmental disabilities aged 30 and older are living with their parents because they do not have the resources or community supports necessary to live in their own homes. Their families often have unsustainable responsibilities, are draining their life savings and are experiencing burn-out. This lack of access to housing and the necessary supports results in many adults with

Broad Range Community Collaborations cont'd

developmental disabilities, under the age of 65, living in hospitals, nursing homes or long-term care facilities. In the District of Parry Sound, at the time of consultations, there were 75 adults with developmental disabilities on the wait list for housing and housing supports.

Community Living Parry Sound staff and clients are making the change from group home settings to supporting their clients living independently in the private market. This change has led to an excess building in the Town of Parry Sound. The District of Parry Sound Social Services Administration Board has taken ownership of the building. It has recently undergone renovations and provides two RGI units, two market rental units, and two transitional housing units. The transitional units are being occupied by clients of our Homelessness Prevention Program and Esprit Place. The transitional units are fully furnished apartment suitable for two people (either a small family or two individuals). The temporary tenants are required to work closely with our Community Relations Workers (CRW) to connect with community services best suited to specific needs. Clients utilizing these units will be required to maintain weekly appointments with CRWs to set goals and look for long-term sustainable housing. These units will provide the clients with the stability necessary to empower individuals to move forward into the housing market.

Community Homelessness Prevention Initiative (CHPI)

Within the DSSAB our staff are working towards full integration of our human services delivery. In operating Community Homelessness Prevention Initiative (CHPI) our Homelessness Prevention Program, Esprit Place Women's Shelter and Ontario Works departments work closely to support clients in need through integrated partnerships. The following chart outlines the number of people assisted through our CHPI program from 2014-2018.

	2014	2015	2016	2017	2018
At Risk of Homelessness	506	511	422	581	474
Experiencing Homelessness	39	42	61	81	71
Total	545	553	483	662	545

CHPI funding is used to provide assistance to people experiencing or at risk of homelessness. CHPI provides supports in terms of accommodation support, moving expenses, transportation, and much more.

We also utilize CHPI funding to provide short term housing allowances. The short term housing allowance program is used to bridge the gap between clients receiving Ontario Disability Support Program (ODSP), returning to work or to maintain current housing until a more sustainable situation is achieved. These short term housing allowances provide assistance valued at a maximum of \$400 for up to six months. This program requires that the client will be returning to a sustainable housing situation following the term of the housing allowance.

Affordable Housing Programs

Our Affordable Housing Program began in 2005 and has produced several homes district wide. The following chart shows a breakdown of the units created from 2005 to present day. These units, created using provincially and federally funded programs, have a minimum 20 year affordability period in which landlords are required to maintain rent at 20% below average market rent. Affordable units are created in an attempt to assist people indicated within our 2013 Housing and Homelessness Plan priorities (single individuals, lone parent families, persons with disabilities and seniors). Since 2005 our affordable housing projects have created 111 market units in addition to the 83 affordable units added to the housing spectrum. The following chart indicates the unit style, location and affordability period of our affordable housing projects to date.

Project Name	Location	Funding Stream	# of Units	Unit Type	Affordability Period
Northern Gate	Parry Sound	Strong Start Program	20	Bachelor, 1 & 2 Bedroom	2007-2027
Northern Gate Phase 2	Parry Sound	Wave 1 & Supportive	2	Bachelor & 1 Bedroom	2007-2027
Almaguin Highlands Community Living	Powassan	Wave 1 & Supportive	4	1 Bedroom	2010-2030
James Street Apartments	Parry Sound	AHP-E	6	1 & 2 Bedroom	2010-2030
Seguin Place Inc.	Seguin	AHP-E	10	1 & 2 Bedroom	2011-2031
West Estates	Powassan	AHP-E	5	1 Bedroom	2011-2031
Sound Community Hub	Parry Sound	IAH-E	10	Bachelor	2017-2042
Callander Bay	Callander	SIF	6	Bachelor & 1 Bedroom	2018-2038
Community Hub Extension	Parry Sound	IAH-E	6	Bachelor	2019-2049
Almaguin Manor	Burk's Falls	IAH-E & SIF	6	1 Bedroom	2019-2039
Ansley Street	Parry Sound	SIF	8	1 & 2 Bedroom	2020-2040

Affordable Housing Projects: The Sound Community Hub Project & Callander Bay



The affordable units play an important part within the housing spectrum and certainly do help many people who are able to find full time work. However, clients on Ontario Works or those who are only able to find seasonal, part time or casual work are unable to afford the ministry defined “affordable” units.

Ontario Renovates & Home Ownership

10.5% of the homes within the District of Parry Sound are requiring major repair. Many home owners within the District require assistance in order to remain in their homes. We have completed 122 Ontario Renovates loans to assist home owners with repairs such as window replacement, heating system repair and helping to make homes more energy efficient. We currently have 94 active Ontario Renovates cases which have assisted in keeping people housed in safe and appropriate homes.

In addition to single home Ontario Renovates projects, we have undertaken a multi-unit Ontario Renovates project. This project works with a local rooming house who provides transitional and long-term units to people who have very limited income. The project, to replace siding, fire doors, flooring, electrical plugs and switches and bathtubs, provided necessary upgrades to the rooming house.

Social Housing Improvement Program & Social Housing Electricity Efficiency Program

The introduction of the Social Housing Improvement Program (**SHIP**) and Social Housing Electricity Efficiency Program (**SHEEP**) provided to opportunity to complete some much needed repairs and upgrades to our social housing units.

Our **SHIP** allocation of \$309,035.00 was divided among Parry Sound Non-Profit Housing Corporation, Georgian Bay Native Non Profit Homes Incorporated and the Parry Sound District Housing Corporation. The funding was utilized to assist in repair to existing social housing for energy efficiencies, replacing kitchen and bathroom facilities and improving parking facilities and walkways. The acceptance of SHIP funding

This Ontario Renovates collaboration has been a step forward to assist clients within the home. We are using our connections to work with community partners and encouraging collaboration and supports for the tenants within the building. The long term goal is to ensure that supports are being provided to clients who so drastically need them, while assisting the landlord to ensure the home is safe and secure.

We have completed 22 Home Ownership agreements with 16 remaining active. This program has helped to provide down payment assistance to first time home buyers entering the housing market. This assistance provided many people within the District, who otherwise would have been unable to purchase a home, the ability to do so. This program alleviates stress off the rental market by encouraging movement along the housing spectrum for those who are able.

required the updated units to continue to operate as Social Housing under the Housing Services Act (HSA) 2011 for a minimum of 10 years from the completion of the work.

Social Housing Electricity Efficiency Program (**SHEEP**) provided upgrades to two units within Georgian Bay Native Non-Profit Homes portfolio. The units received siding, insulation and window replacement with the goal of making the homes more energy efficient. The project received \$28,806.00 for the upgrades. This program also required that the units affected continue to operate as Social Housing under the Housing Services Act (HSA) 2011 for a minimum of 10 years from the completion of the work.

Ontario Works Caseloads

From 2010-2019 our Ontario Works caseload has averaged at 833 cases. In absolute numbers we have seen an increase of 25% over the same period from 669 cases in 2010 to 838 cases in 2019. A comprehensive look at our caseload shows a high concentration of lone parent families, which aligns closely with our Housing and Homelessness Plan priority indicating that lone parent families are at a high risk of homelessness. We have seen an increase in the average amount of time spent on Ontario Works from 18 months in 2014 to 27 months in 2018.

LET'S MAKE IT COUNT: ENUMERATION 2018

In the spring 2018 the District of Parry Sound Social Services Administration Board took part in our first Homelessness Enumeration. This enumeration was used to measure the number of people at risk of and experiencing homelessness district wide. The information collected helped to enhance our understanding of the scale and nature of housing challenges, while furthering our priority of creating a central database of affordable housing needs and homelessness risks.

The results of our enumeration met many of our expectations, including the issues of hidden homelessness, couch surfing and mental health challenges. We noticed some new trends during the process that will help develop our housing and homelessness priorities moving forward. The outcome of our enumeration developed two sets of data, one outlining the total enumeration results, including anyone who was at risk of, or absolutely homeless. The second set of data is limited to those experiencing absolute homelessness. Both data sets provide insight into the issues and challenges people face within the District of Parry Sound.

The first section of our results provides an understanding of our entire enumeration dataset (203 total respondents). It is important to note that these results include those “at-risk of homelessness” as well as those experiencing homelessness. The following info-graph, figure 3, shows the age breakdown of all respondents. The District of Parry Sound had a high number

of respondents aged 16-19. These youth and young adults face additional challenges finding adequate and affordable housing due to lack of programs and services and a reluctance of landlords to rent to this age group.

Lone parent families face additional challenges within the District of Parry Sound because the cost to rent homes or apartments large enough to support a family are often out of the affordable price range. Our census demographics indicate a higher number single mothers over single fathers which aligns with our enumeration data (16 single mothers and 4 single fathers).

It is interesting to note that the census data for the District of Parry Sound show a higher proportion of seniors within our population. However, our enumeration data highlights the younger generation as struggling with maintaining or having access to a home. According to our enumeration data 6% of our total respondents were over the age of 65.

Just over half of our respondents identified as being indigenous or having an indigenous ancestry background. Most of these respondents were surveyed in Parry Sound, which is our largest urban area. The Parry Sound Friendship Centre was a major partner with the Parry Sound DSSAB on the enumeration. They held a dinner event to start enumeration and continued all week to host various events and programs. This partnership furthered our knowledge and understanding of the Indigenous housing and homelessness challenges in the District.


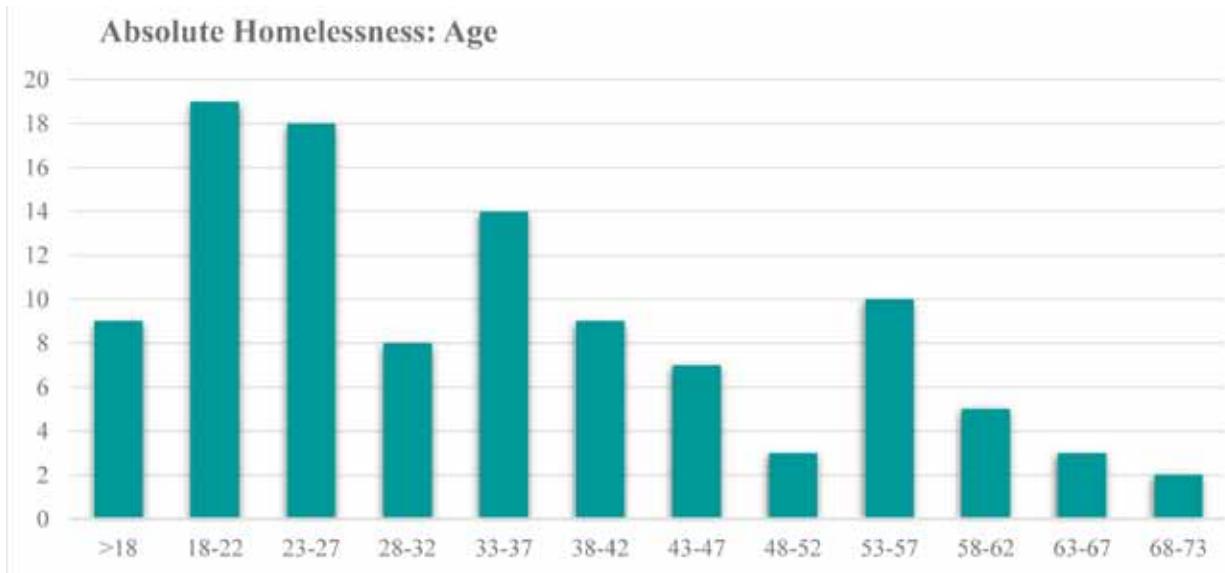


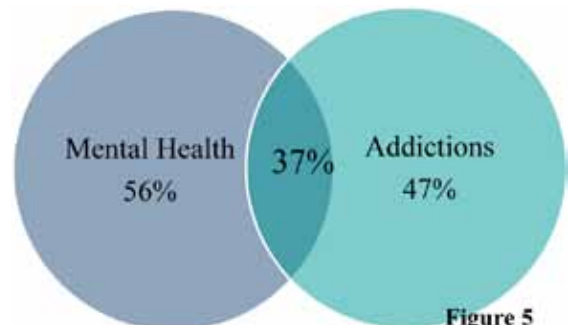
Figure 3

LET'S MAKE IT COUNT: ENUMERATION 2018 cont'd

The following section refers to the enumeration dataset of those experiencing absolute homelessness. Of our total respondents (203) we had 108 people indicate that they were staying somewhere other than in their own home or apartment. Figure 4 indicates the age breakdown of our absolute homeless population. The age of this group is weighted heavily toward youth and young adults. As mentioned earlier, within the District, the majority (87%) of our homes are detached family dwellings. Our youth and young adults often require affordable bachelor and one bedroom units, which are in short supply. Hidden homelessness and couch surfing within the District pose an additional challenge in the fight against homelessness. 64% of our absolute homelessness respondents indicated that they were staying with someone else, or couch surfing.



Our enumeration results indicated that mental health and addiction issues are underlying in many cases. 56% of the absolute homelessness respondents indicated that they have mental health issues, 47% identified as struggling with addictions. 37% of our absolute homelessness respondents indicated struggling with addictions and mental health challenges as indicated in Figure 5.



36% of our respondents have experienced homelessness three or more times in the last year. This ongoing cycle of chronic homelessness is a reality for many of our clients within the District of Parry Sound.

17% of our absolute homeless respondents indicated that they had children staying with them. Some families would be able to access the Esprit Place Women's shelter for women and children fleeing domestic violence. Otherwise, people experiencing homelessness face additional challenges of finding a place for their family to stay. Couch surfing and staying with friends becomes less likely as the size of the family increases.



HOUSING & HOMELESSNESS PLAN UPDATE PROCESS

The five year update to our 10 Year Housing and Homelessness Plan has provided an opportunity for the DSSAB to reengage the broader community in assessing local needs and priorities and to identify potential strategies to reduce housing and homelessness.

Housing & Homelessness Plan Update Forum

We began our consultation process in the fall of 2018 with a Housing and Homelessness Plan Update Forum. We utilized this opportunity to explain where we started with our housing and homelessness plan, in 2014, and what we have accomplished thus far-including the results of our homelessness enumeration completed in spring 2018. This forum confirmed the following:

- Community's investment in reducing homelessness and searching innovating housing solutions;
- Reaffirmed commitment to our H.O.M.E Network;
- Previous priorities of the needs of single individuals, lone parent families and low income seniors are still valid;
- Agreed that the housing and homelessness needs of the youth and indigenous population should be added to priorities.

Targeted Focus Groups

Consultations with Community Service Providers

Through the consultation process we met with community partners' district wide. The purpose of these focus groups was to identify the housing related needs and challenges faced by our community partners as they provide services to their specific client needs.

The following is a brief list of some of the commonly identified challenges:

- Lack of housing, including market and affordable homes;
- Need for more community supports for clients;
- Limited housing for marginalized people, especially those with mental health and addictions;
- Lack of transportation;
- Need for emergency men's shelter;
- Precarious employment, including seasonal and part time opportunities.

One positive outcome from these focus groups was the information sharing and connections that were made through these meetings.

Consultations with People with Lived Experience of Homelessness

Our consultations with people with lived experience of homelessness was incredibly eye opening. Through connections with the Homelessness Prevention Team we were able to put together a small group of individuals, on the east and west side of the district, who had vastly different experiences. We heard stories of injuries leading to inability to work, housing evictions causing families to live in hotels while looking for suitable housing options and victims of domestic violence who worked their way

Exert from Focus Group

One individual with lived experience of homelessness told the story of sleeping in her vehicle in the Walmart parking lot during the winter months and utilizing the local gym showers for \$5.00 per day. She lived this way for two weeks before accessing services of Esprit Place

from Esprit Place Women’s Shelter into eventual Community Housing. These stories offered a clear picture into the challenges people face when homeless or at risk of homelessness such as:

- Finding medical and mental health supports (no walk-in clinics, long wait times in ER, lack of doctors, limited mental health supports);
- High cost of living in a tourist focused area (housing, food, transportation);
- Difficulty in navigating government programs;
- Need for a family and men’s shelter;
- Individuals being discharged from treatment facilities without a plan in place for where they are to go;
- Lack of community programs for our young adults;
- Increase in drug and alcohol related issues;
- Landlords not wanting to rent to local individuals, instead hoping to rent to out of town people at a higher rent, participants felt a high level of disrespect and disregard for their wellbeing, safety and security by their landlords.

Exert from Focus Group
Once you do become housed, you start getting calls at 11pm from friends who are homeless, asking if they can stay with you because there is such a need for housing

PRIORITIES, OUTCOMES & GOALS

Our consultations, homelessness enumeration and updated demographic information, have confirmed that our first two priorities from 2015 are still valid and as important as ever. We have added youth and indigenous to our first priority as target populations because of the data from our enumeration. The following are our three updated priorities for 2019-2024:

- 1. Focusing a homelessness reduction and stabilization strategy for five years on the chronically homeless single individuals, including youth, indigenous, and lone parent families in the District.**
- 2. Focusing on developing housing options, housing alternatives and support services for seniors living alone, senior couples and persons with disabilities in the District.**
- 3. Maintaining a leadership role in continuing collaborations and coordination among local service providers, municipalities and ministries to increase our District’s ability to provide appropriate services.**

Over the next five years we intend to be proactive in applying for funding when eligible, and will continue to think innovatively for housing solutions. We will continue to work with our community service providers to share information and provide supports when necessary.

This plan is a living document that we will continue to evaluate, update and support, as our needs change. The following outcomes further define our three priorities by providing targets and actions that showcase how we intend to move forward over the next five years. We are confident that the completion of these tasks will lead to strong housing solutions for those most in need within the District of Parry Sound. These outcomes will provide direction regarding our priorities and will determine best practices and guidelines for the next five years.

SUPPORTING PRIORITIES

1 & 2

Focus on creating transitional units within the District to support chronically homeless people. These units will assist clients in building the necessary skills for maintaining housing and building connections with services including LHIN-funded services. Enumeration 2018 identified that our chronically homeless population require access to services to remain housed.

What is working well?

We currently have two transitional units.

- Utilized by Esprit Place Women's Shelter and our Homelessness Prevention team.
- Provide clients an opportunity to build skills and connections with local services before moving into the housing market.

Future Plans

- Our target is to increase our transitional housing portfolio, through creative usage of available funding, by one unit per year over the next five years.
- We will continue to work toward utilizing a local rooming house to its full potential as a transitional housing option.
- We will advocate for additional ongoing transitional housing support services for clients while improving targeted coordinated access with our community partners.

SUPPORTING PRIORITIES

1 & 2

Reduction and stabilization of the homelessness problem, District wide, includes the creation of rental units. The Parry Sound District requires units in all areas of the housing spectrum including affordable and market units. To offer stability within our RGI units we will continue working with Non-Profit Housing Providers to reduce the impact of the end of operating agreements.

What is working well?

- We have an excellent working relationship with Canada Mortgage and Housing Corporation & the Ministry of Municipal Affairs & Housing.
- We have hosted information sessions for developers in order to encourage affordable units within new developments.
- We have been utilizing the new rental component of provincial funding to increase the number of units available across the District.

Future Plans

- Our target is to access funding to create 10 affordable units per year, across the District over the next five years, funding permitting.
- We will also utilize funding allocations to assist our Non-Profit Housing Providers in supporting their long-term sustainability & the extension of expiring operating agreements.
- We will leverage DSSAB funds to further incentivize developers.

OUTCOME 1:

Transitional Housing Including Supports

OUTCOME 2:

Non- Profit, Affordable & Private Market Housing Creation

SUPPORTING PRIORITIES

1

OUTCOME 3:
Indigenous Engagement

	What is working well?	Future Plans
<p>Focus on building stronger relationships with the Parry Sound Friendship Centre, Georgian Bay Native Non Profit Housing Incorporated and our six First Nations Communities:</p> <ul style="list-style-type: none"> ■ Wasauksing ■ Henvey Inlet ■ Magnetawan ■ Dokis ■ Shawanaga ■ French River 	<ul style="list-style-type: none"> ■ The Friendship Centre was a primary supporter of our Homelessness Enumeration and provided an extraordinary level of support to the process. ■ GBNNPHI, one of our social housing providers, has participated in the Social Housing Improvement Program (<i>SHIP</i>) & Social Housing Energy Efficiencies Program (<i>SHEEP</i>) 	<ul style="list-style-type: none"> ■ We will continue our outreach with our First Nation partners through a travelling approach. We will work with Ontario Aboriginal Housing to prioritize the region and support development. ■ We will utilize COCHI funding to support the sustainability of our Indigenous Non Profit housing provider. ■ Working toward a Memorandum of Agreement to increase partnerships, coordinated access to service with Indigenous Territories and culturally based services with Indigenous partners.

SUPPORTING PRIORITIES

1 & 2

OUTCOME 4:
Home Ownership Support/Ontario Renovates

	What is working well?	Future Plans
<p>Ontario Renovates and Home Ownership assistance programs provide the necessary support to allow people within the District of Parry Sound to enter or remain in the homeowner community. Challenges of aging housing stock and the high cost of purchasing a home are ongoing barriers faced by our population.</p>	<p>Home Ownership Cases</p> <ul style="list-style-type: none"> ■ 22 Total Cases ■ 16 Currently Active <p>Ontario Renovates Cases:</p> <ul style="list-style-type: none"> ■ 122 Total Cases ■ 94 Currently Active <p>■ Ontario Renovates and Home Ownership provide the ability for people to remain housed.</p>	<ul style="list-style-type: none"> ■ Over the next five years we would like to offer the Ontario Renovates and Home Ownership programs again. ■ Our target is to complete two Home Ownership and eight Ontario Renovates projects over the next five years.

SUPPORTING PRIORITIES

1 & 2

In an attempt to prevent and reduce homelessness, we will continue to work toward development of innovative Housing First strategies. Our strategies will continue to focus on housing people as quickly as possible & providing the necessary supports to achieve long-term housing stability.

What is working well?

- The IMPACT group has provided an excellent resource toward supporting clients in high-risk situations.
- Our use of the CHPI program provides assistance to clients at risk of, or experiencing homelessness. In 2018 we supported 474 people at risk of homelessness and 71 people experiencing homelessness.

Future Plans

- Continuing to operate under the housing first strategy, including:
- Rapid rehousing & homelessness prevention services
 - Enhancing shelter capacity;
 - IMPACT table
 - Coordinated Access
 - Intense case management
 - Development of an Out of the Cold program

SUPPORTING PRIORITIES

3

Focus on development and maintenance of relationships with community partners and services across the District. Our H.O.M.E Network provides a frequent opportunity for updates to our community service providers. Maintaining our connections with community services in the planning and execution of the 2020 Enumeration process.

What is working well?

- We currently have strong working relationships with many of our community service providers including but not limited to:
- Near North District School Board
 - Local Food Banks
 - Community Living
 - CMHA-MPS
 - OPP
 - West Parry Sound Health Centre
 - IMPACT Table
 - The Friendship Centre
 - Community Support Services and
 - Children's Aid Society

Future Plans

- Continue to operate and remain active within the H.O.M.E Network
- Participate, where possible, in the Municipal Community Safety & Well Being Plans process
- Continue to further community partnerships through the implementation of the 2020 and 2022 Enumeration
- Work with the Ontario Health Team model to link community services and primary care
- Lobby for expanded, timely mental health and additions services
- Establish online access for Community Housing; and
- Work toward single window access to community services

OUTCOME 5:

Housing First Strategy

OUTCOME 6:

Coordination with Community Services

APPENDIX A: ANNUAL REPORTING TEMPLATE: REPORTING ON THE PROGRESS OF THE PLAN

Objectives	Outcomes	Measures	Targets	Annual Progress/Achievements
To focus on creating additional transitional units within the District to assist chronically homeless people	Increase transitional housing including supports.	Number of transitional units created per year.	Increase by one unit per year.	
To work with Non-Profit and private sector developers to increase market and affordable homes within the District.	To improve access to housing for people across all levels of the housing spectrum.	Number of market and affordable homes created per year.	Create 10 affordable units per year.	
To focus on building stronger relationships with our Indigenous Communities. To utilize COCHI funding to support the sustainability of our Indigenous Non-Profit housing provider.	Working toward a Memorandum of Agreement to increase partnerships, coordinated access to services with culturally based services with Indigenous Partners.	Number of indigenous rent geared to income units supported by COCHI.	Repair 5 units through COCHI.	
To provide Home Ownership and Ontario Renovates programs to assist homeowners in remaining in their homes & supporting those looking to enter the homeowner market.	To assist with the high cost of purchasing a home & the costs associated with aging housing stock.	Number of households supported through Home Ownership & Ontario Renovates programs.	Complete two Home Ownership agreements & eight Ontario Renovates projects over five years.	
To continue to work toward development of innovative Housing First strategies in an attempt to reduce homelessness.	To continue rapid rehousing & providing the supports necessary to achieve long-term housing stability	CHPI statistics including number of people housed.	Successful interventions as determined by the number of people housed.	
To focus on the development and maintenance of relationships with community partners and services across the District.	To continue to build and maintain coordination and communication networks to further support clients.	Ongoing commitment to participating in networks.	Continuing active participation in community networks.	

APPENDIX B: CHECKLIST FOR CONTENT IN HOUSING & HOMELESSNESS PLANS

I. ASSESSMENT:

Assessment of Current and Future Housing Needs

Topic	Item	Section/ Page
1a	Assessment of current housing needs within service manager area	Who Are We?/ Page 3
1b	Include evidence of local housing needs (for example, quantitative data from Statistics Canada or CMHC)	Who Are We?/ Page 3
1c	Assessment of future housing needs within the service manager's service area	Priorities, Outcomes & Goals/ Page 18
1d	Include evidence to inform future housing needs	Who Are We?/ Page 3, Targeted Focus Groups/ Page 17

II. OBJECTIVES, TARGETS AND ACHIEVEMENT:

Accountability and Outcomes

2a	Demonstrate a system of coordinated housing and homelessness services that assist households to improve their housing stability and prevent homelessness	What Have We Done/ Page 10 Ontario Renovates & Home Ownership/ Page 14 SHIP & SHEEP/ Page 14
2b	Include strategies to promote client-centred, coordinated access to housing and homelessness prevention services	Broad Range of Community Collaborations/ Page 11 CHPI/ Page 12
2c	Be developed with public consultations and engagement with diverse local communities, including those with lived experience of homelessness	Housing & Homelessness Plan Update Process/ Page 17
2d	Be coordinated and integrated with all municipalities in the service area	Municipal Engagement & H.O.M.E Network Development/ Page 10
2e	Include local housing policies and short and long-term housing targets	CHPI/ Page 12 Priorities, Outcomes & Goals/ Page 18
2f	Include strategies to measure and report publicly on progress under the plan	Municipal Engagement & H.O.M.E Network Development/ Page 10 Annual Reporting Template/ Appendix A
2g	Identify clear goals and objectives	Priorities, Outcomes & Goals/ Page 18
2h	Identify outcomes and outcome measures	Priorities, Outcomes & Goals/ Page 18, Annual Reporting Template/ Appendix A
2i	Summarize achievement to date	What Have We Done/ Page 10

Appendix B: Checklist for Content in Housing & Homelessness Plans cont'd

III. PLANNING (description of the measures proposed to meet the objectives and targets) i. Ending Homelessness

Topic	Item #	Item	Section/ Page
3a		Be informed by the results of local homelessness enumeration	Let's Make it Count: Enumeration 2019/ Page 15
3b		Include a strategy to prevent and reduce homelessness, incorporating innovative approaches and a Housing First strategy	Broad Range Community Collaborations/ Page 11 CHPI/ Page 12, Priorities, Outcomes & Goals/ Page 18
3c		Include strategies to reduce and prevent the number of people experiencing chronic homelessness and homelessness among youth and indigenous peoples, as appropriate to the local context	What Have We Done/ Page 10 Priorities, Outcomes & Goals/ Page 18
3d		Address collaboration with community partners and provincial ministries to reduce and prevent homelessness amongst those transitioning from provincially funded institutions and services systems, as appropriate to the local context	Broad Range Community Collaborations/ Page 11 CHPI/ Page 12, Affordable Housing Program/ Page 12, Ontario Renovates & Home Ownership/ Page 14, SHIP & SHEEP/ Page 14
3e		Identify clear goals and objectives	Priorities, Outcomes & Goals/ Page 18
3f		Identify outcomes and outcome measures	Priorities, Outcomes & Goals/ Page 18, Annual Reporting Template/ Appendix A
3g		Summarize achievement to date	What Have We Done/ Page 10

ii. Indigenous Peoples

4a		Include a strategy for engagement with indigenous organizations and communities- including First Nation, Metis, Inuit organizations and communities, where present in the service area	Priorities, Outcomes & Goals/ Page 18, Outcome 3: Indigenous Engagement/ Page 20
4b		Demonstrate a commitment to coordination and collaboration with indigenous housing providers and service providers to support access to culturally appropriate housing and homelessness services for indigenous peoples	Rent Geared to Income Housing & Waitlists/ Page 5, SHIP & SHEEP/ Page 14, Let's Make it Count: Enumeration 2018/ Page 15, Priorities, Outcomes & Goals/ Page 18, Outcome 3: Indigenous Engagement/ Page 20

4c	Identify clear goals and objectives	Priorities, Outcomes & Goals/ Page 18, Outcome 3: Indigenous Engagement/ Page 20
4d	Identify outcomes and outcome measures	Priorities, Outcomes & Goals/ Page 18, Outcome 3: Indigenous Engagement/ Page 20, Annual Reporting Template/ Appendix A
4e	Summarize achievement to date	Rent Geared to Income Housing & Waitlists/ Page 5, SHIP & SHEEP/ Page 14, Let's Make it Count: Enumeration 2018/ Page 15

ii. Coordination with Other Community Service

5a	Demonstrate a commitment to working with partners across service systems to improve coordination and client access to housing, homelessness prevention services and other human services	Broad Range Community Collaborations/ Page 11 CHPI/ Page 12
5b	Demonstrate progress in moving toward integrated human services planning and delivery	CHPI/ Page 12
5c	Address collaboration, where possible, with Local Health Integration Networks (LHINs), to coordinate Service Manager social and affordable housing and homelessness services with LHIN- funded services	Broad Range Community Collaborations/ Page 11
5d	Identify clear goals and objectives	Priorities, Outcomes & Goals/ Page 18
5e	Identify outcomes and outcome measures	Priorities, Outcomes & Goals/ Page 19-21, Annual Reporting Template/ Appendix A
5f	Summarize achievement to date	What Have We Done/ Page 10

iv. A Broad Range of Community Needs

6a	Include a strategy to address accessible housing and homelessness services for people with disabilities, as well as those who have mental health needs and/ or addictions	Broad Range Community Collaborations/ Page 11, Ontario Renovates & Home Ownership/ Page 14, Priorities, Outcomes & Goals/ Page 18
6b	Include a strategy to address the housing needs for survivors of domestic violence, in coordination with other community based services and supports	Rent Geared to Income Housing & Waitlists/ Page 5, The Housing Spectrum/ Page 6-7

III. PLANNING (description of the measures proposed to meet the objectives and targets) **cont'd**
iv. A Broad Range of Community Needs

Topic	Item	Section/ Page
6c	Address the needs of different demographic groups within their communities. This could include: seniors, indigenous peoples, people with developmental disabilities, children and youth, LGBTQ youth, women, immigrants and refugees, persons released from custody or under community supervision, youth transitioning from the child welfare system and Franco-Ontarians	Who Are We?/ Page 3, What Have We Done/ Page 10, Let's Make it Count: Enumeration 2019/ Page 15, Priorities, Outcomes & Goals/ Page 18
6d	Demonstrate a commitment to service delivery that is based on inclusive and culturally appropriate responses to the broad range of community need	Priorities, Outcomes & Goals/ Page 18
6e	Identify clear goals and outcomes	Priorities, Outcomes & Goals/ Page 18
6f	Identify outcomes and outcome measures	Priorities, Outcomes & Goals/ Page 18, Annual Reporting Template/ Appendix A
6g	Summarize achievement to date	What Have We Done/ Page 10, Let's Make it Count: Enumeration 2019/ Page 15

v. Non-profit Housing Corporations and Non-profit Co-operatives

7a	Include strategies to engage non-profit housing corporations and co-operatives in current and future planning	Rent Geared to Income Housing & Waitlists/ Page 5, SHIP & SHEEP/ Page 14, Outcome 2: Non-profit, Affordable & Private Market Housing Creation/ Page19
7b	Include strategies to support non-profit housing corporations and co-operatives in the delivery of affordable housing	Affordable Housing Program/ Page 13, Outcome 2: Non-profit, Affordable & Private Market Housing Creation/ Page19
7c	Identify strategies to support capacity building and sustainability in the non-profit housing sector	Outcome 2: Non-profit, Affordable & Private Market Housing Creation/ Page 19
7d	Identify clear goals and objectives	Outcome 2: Non-profit, Affordable & Private Market Housing Creation/ Page 19
7e	Identify outcomes and outcome measures	Outcome 2: Non-profit, Affordable & Private Market Housing Creation/ Page 19, Annual Reporting Template/ Appendix A
7f	Summarize achievement to date	SHIP & SHEEP/ Page 14, Affordable Housing Program/ Page 13

vi. The Private Market

8a	Identify an active role for the private sector in providing a mix and range of housing, including affordable rental and ownership housing, to meet local needs	Community Housing/ Page 8 Private Rental Housing/ Page 8, Outcome 2: Non-profit, Affordable & Private Market Housing Creation/ Page 19
8b	Identify and encourage actions for municipalities and planning boards, where applicable, to support the role of the private sector, including the use of available land use planning and financial tools	Municipal Engagement & H.O.M.E Network Development/ Page 10
8c	Reflect a coordinated approach with Ontario's land use planning framework, including the Provincial Policy Statement and where applicable, the Growth Plan for the Greater Golden Horseshoe	Municipal Engagement & H.O.M.E Network Development/ Page 10
8d	Align with housing strategies required by the Growth Plan for the Greater Golden Horseshoe, where applicable	N/A
8e	Identify clear goals and objectives	Outcome 2: Non-profit, Affordable & Private Market Housing Creation/ Page 19
8f	Identify outcomes and outcome measures	Priorities, Outcomes & Goals/ Page 18, Annual Reporting Template/ Appendix A
8g	Summarize achievement to date	Affordable Housing Program/ Page 13

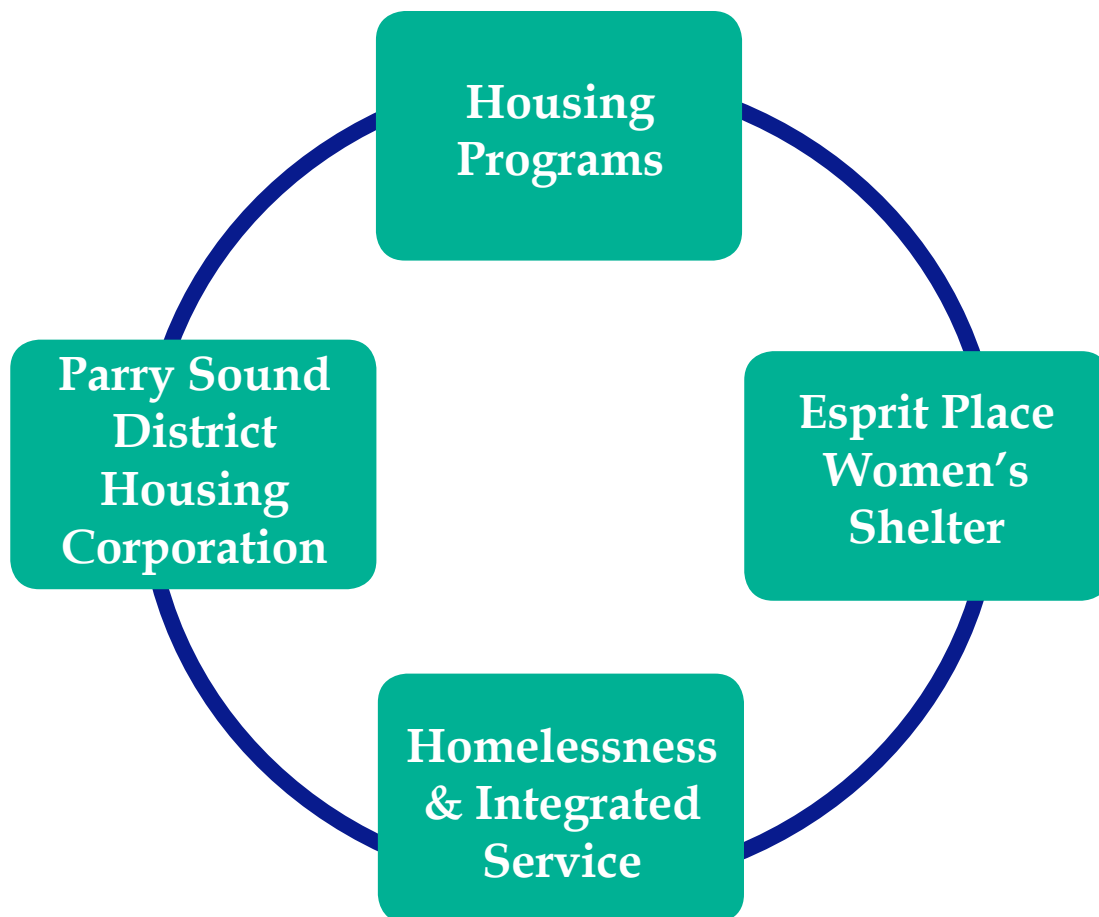
vii. Climate Change and Environmental Sustainability

9a	Demonstrate a commitment to improve the energy efficiency of social and affordable housing stock. This can include support for energy conservation and energy efficiency, tenant engagement, and locating affordable housing near transportation. It can also include investment decisions such as the installation of renewable energy and low carbon technologies	Outcome 2: Non-profit, Affordable & Private Market Housing Creation/ Page 19
9b	Demonstrate a commitment to improve the climate resilience of social and affordable housing stock. This can include taking steps to limit vulnerability to flooding and extreme weather	SHIP & SHEEP/ Page 14, Outcome 2: Non-profit, Affordable & Private Market Housing Creation/ Page 19
9c	Identify clear goals and objectives	Outcome 2: Non-profit, Affordable & Private Market Housing Creation/ Page 19
9d	Identify outcomes and outcome measures	Priorities, Outcomes & Goals/ Page 18, Annual Reporting Template/ Appendix A
9e	Summarize achievement to date	SHIP & SHEEP/ Page 14

District of Parry Sound Housing and Homelessness

Plan Update

2019



“We are committed to the provision and promotion of services that assist individuals in attaining an optimum quality of life and that contribute to the well-being of the community”

District of Parry Sound



Social Services
Administration Board