

---

# District of Parry Sound



## **Chief Administrative Officer's Report**

*June 2026*

### Mission Statement

To foster healthier communities by economically providing caring human services that empower and enable the people we serve to improve their quality of life.

---

## Housing Development Discussions with Provincial Ministers

The District of Parry Sound Social Services Administration Board (PSDSSAB) welcomed Ontario Minister of Municipal Affairs and Housing Rob Flack and Associate Minister of Municipal Affairs and Housing Graydon Smith to Parry Sound for discussions regarding housing needs in Northern Ontario. Representatives from the Northern Ontario Service Deliverers Association (NOSDA) and EllisDon Community Builders also participated in the meeting.

Discussions focused on opportunities to increase affordable housing supply and support community growth through collaborative partnerships. PSDSSAB continues to explore potential future affordable housing development opportunities in partnership with NOSDA and EllisDon Community Builders to help address local housing needs across the District of Parry Sound. The meeting provided an opportunity to highlight regional housing challenges and discuss potential solutions with provincial leaders.



## Housing Loss Prevention and Encampment Response Presentation

Con May 29<sup>th</sup>, I had the opportunity, along with our Director of Income Support and Stability Jeff Degagne, to deliver a presentation to municipal staff and elected officials at the District of Parry Sound Municipal Association meeting regarding the DSSAB's approach to housing loss prevention and encampment response. The presentation highlighted the importance of early intervention, cross-sector collaboration, and community-based solutions to support vulnerable residents and reduce housing instability.

The session built on discussions from the recent Path Forward event, providing an opportunity to further engage municipal representatives on housing and homelessness challenges across the district and to share information on the strategies and partnerships being used to support positive outcomes for residents.



## 2026 OMSSA Exchange Conference– May 25-27, 2026

On May 25–27, 2026, I attended the 2026 OMSSA Exchange Conference in Hamilton, Ontario, which welcomed more than 500 delegates from across Ontario. The conference brought together municipal service managers, government representatives, sector partners, and community leaders to discuss emerging issues, policy developments, and best practices in housing and homelessness, income support, child care and early years services, community safety and well-being, and integrated human services delivery.

The conference provided valuable opportunities for professional development, networking, and knowledge sharing with colleagues from across the province. Sessions focused on innovative approaches to service delivery, sector trends, and advocacy priorities, with information and insights that will help inform PSDSSAB's communications, strategic planning, and ongoing efforts to support residents across the District of Parry Sound.

### ‘Everyday Impact’

This month we recognized Leigh Loxton, Housekeeper at our Fairview Early Learning & Child Care Centre in Powassan. Leigh is an intricate part of the Fairview team & her dedication goes far beyond maintaining a clean & safe environment!

As a long-time staff member, Leigh is knowledgeable in all aspects of the program & is always willing to help wherever needed. She takes opportunities to engage with the children and families, allowing her to build genuine relationships with them. She is a source of wisdom for the team, sharing her experience and participating in programming.



She willingly steps into other roles to cover when staff are away. Just recently, she spent two weeks preparing meals! Leigh’s contributions reflect her commitment to enhancing the service we provide to our families & her presence makes a meaningful difference everyday!

### Licensed Child Care Programs

Total Children Utilizing Directly Operated Child Care in the District April 2026						
Age Group	Fairview ELCC	First Steps ELCC	Highlands ELCC	Waubeek ELCC	HCCP	Total
Infant (0-18m)	1	1	0	1	10	13
Toddler (18-30m)	8	8	12	17	23	68
Preschool (30M-4y)	20	18	19	39	55	151
# of Active Children	29	27	31	57	88	232

## School Age Programs

School Age Programs April 2026	
Location	Enrollment
Mapleridge After School	26
Mapleridge Before School	11
Home Child Care	25
# of Active Children	62



## Inclusion Support Services – April 2026

Age Group	Early ON	Licensed ELCC	Monthly Total	Discharges	Referrals	Waitlist
Infant (0-18m)			0			
Toddler (18-30m)	2	6	8		3 (LELCC)	
Preschool (30-47m)	6	40	46		2(EO)	
JK/SK (48m-6yr)	1	21	22			
School age (6 yr+)		2	2			
<b>Monthly Total</b>	<b>9</b>	<b>69</b>	<b>78</b>	<b>0</b>	<b>5</b>	<b>0</b>
<b>Year to Date</b>	<b>12</b>	<b>74</b>	<b>88</b>	<b>6</b>	<b>21</b>	<b>0</b>

### Comments:

78 Children on active caseload. Of the 5 new referrals, 4 are for Speech and Language support and 4 are Social Emotional. Our five Resource Consultants had 110 site visits totalling 281 hours in programs supporting children.

## EarlyON Child and Family Programs – April 2026

EarlyON Child and Family Centre Reporting Month: April 2026		
Activity	Monthly Total	Year to Date
Number of Child Visits	816	3279
Number of Unique Children served this month	273	
Number of Adult Visits	599	2456
Number of Unique Adults served this month	237	
Number of Professionals (New stat of July 1, 2025)	34	108
Number of Virtual Programming Events	7	11
Number of engagements Through social media	532	1305
Number of views Through social media	19,763	80,922

**Funding Sources for District Wide Childcare Spaces**

**Child Care Service Management**

**Total Children by Funding Source**

**April 2026**

<b>ACTIVE</b>		
<b>Funding Source</b>	<b># of Children</b>	<b># of Families</b>
CWELCC	45	43
CWELCC Full Fee	230	227
Extended Day Fee Subsidy	2	2
Fee Subsidy	17	15
Full Fee	18	16
Ontario Works	3	3
<b>Total Active:</b>	<b>315</b>	<b>306</b>

<b>NEW</b>		
<b>Funding Source</b>	<b># of Children</b>	<b># of Families</b>
CWELCC	0	0
CWELCC Full Fee	10	10
Extended Day Fee Subsidy	0	0
Fee Subsidy	1	1
Full Fee	1	1
Ontario Works	1	1
<b>Total New:</b>	<b>13</b>	<b>13</b>

<b>EXITS</b>		
<b>Funding Source</b>	<b># of Children</b>	<b># of Families</b>
CWELCC	1	1
CWELCC Full Fee	0	0
Extended Day Fee Subsidy	0	0
Fee Subsidy	0	0
Full Fee	0	0
Ontario Works	0	0
<b>Total Exits:</b>	<b>1</b>	<b>1</b>

The District of Parry Sound Child Care Application Portal was launched on July 24, 2024. Since implementation, operators and child care service management staff have been working to "clean" the Application Portal by removing duplicates, training staff and assisting families with updating their profiles.

Data for April 2026

Number of Unique Children on the Application Portal		
<b>908</b>		
Children who Identify as Indigenous	Children Identifying Francophone Relatives	Prenatal Children
<b>101</b>	<b>62</b>	<b>158</b>

Unique Children Waiting for Care
<b>501</b>
<b>Waiting for Care</b> - This number represents the unique children who are currently applied for care. This includes children who may already be placed in a program and have applied to another. This also includes the number of children pre-registered for future care.

Year, Month

Multiple selections

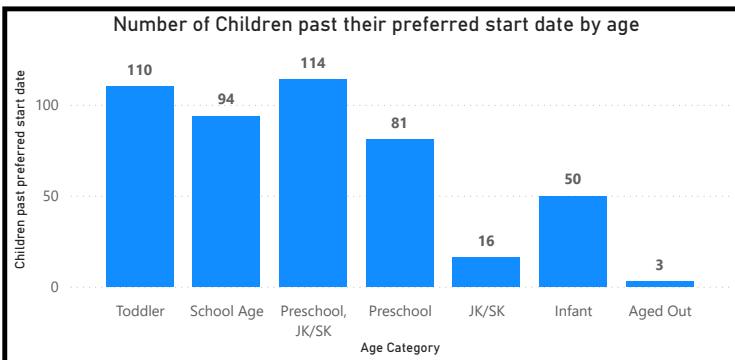
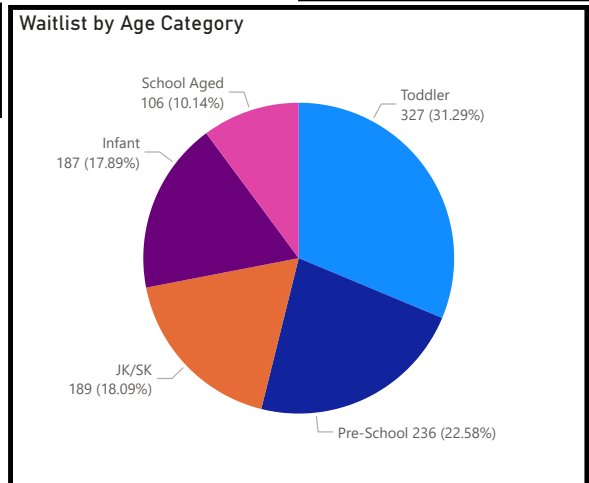
Month

April

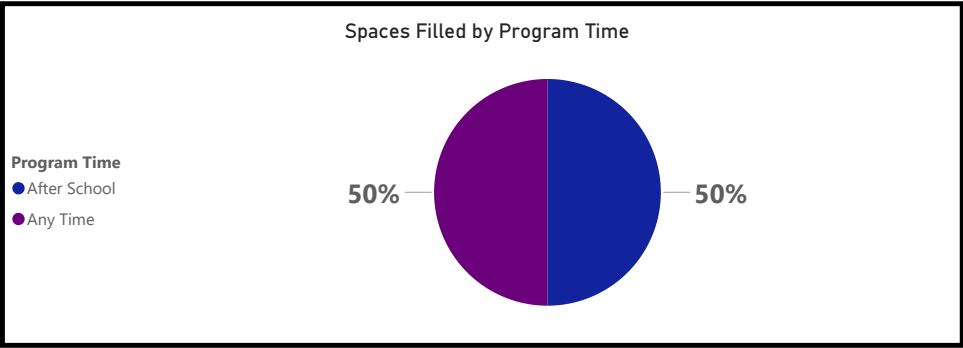
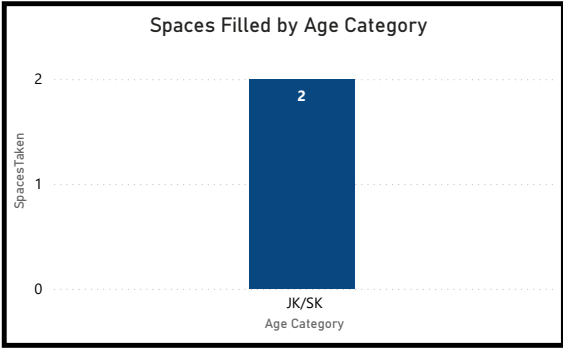
Additions to Application Portal
<b>36</b>

**Unique Children** - includes children waiting for care and those who are placed in care but have applied to other child care centres/programs. (ie: currently in an infant space and have also applied for JK/SK after school program) - Or - includes all children who have completed an application for child care

Total Number of Children past preferred start date (Unique)
<b>475</b>



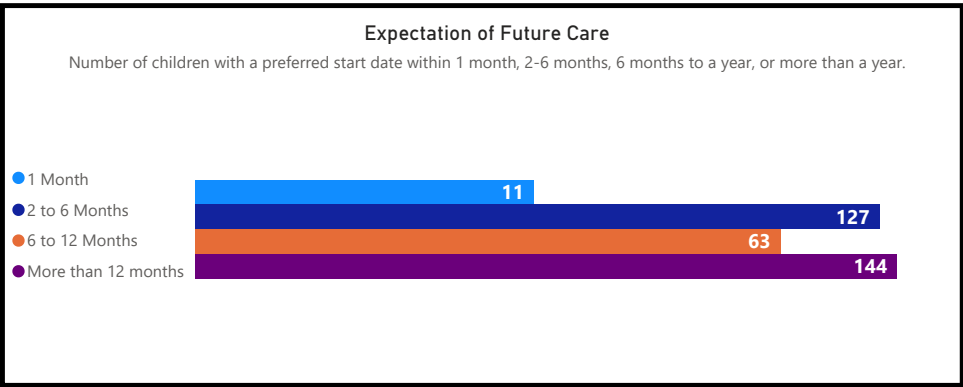
Year  Month

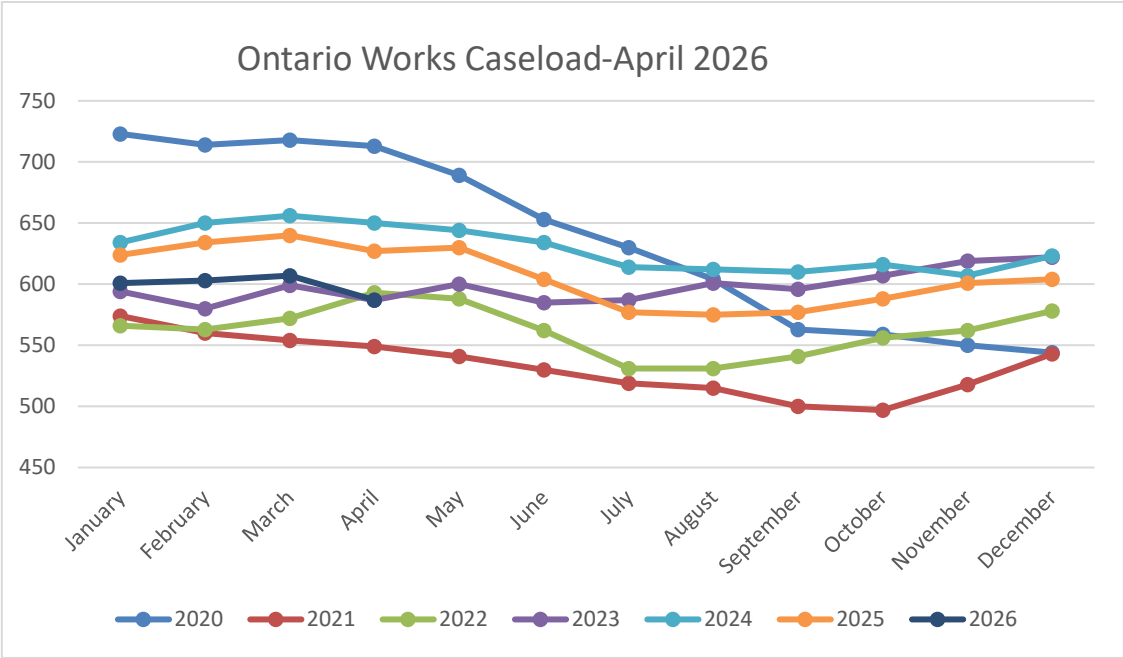


Children Placed	Spaces Filled
2	2

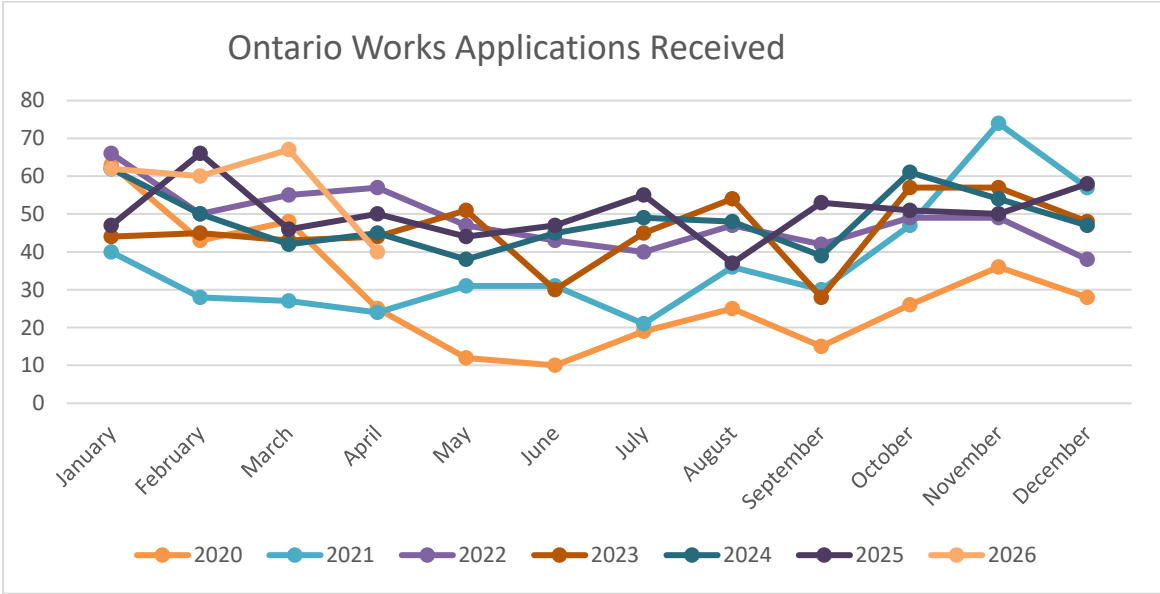
**Children Placed** - The number of unique children placed in a program.

**Spaces Filled** - The number of spaces filled by a child. A child may be placed in more than one space, ie: before school space and after school space.

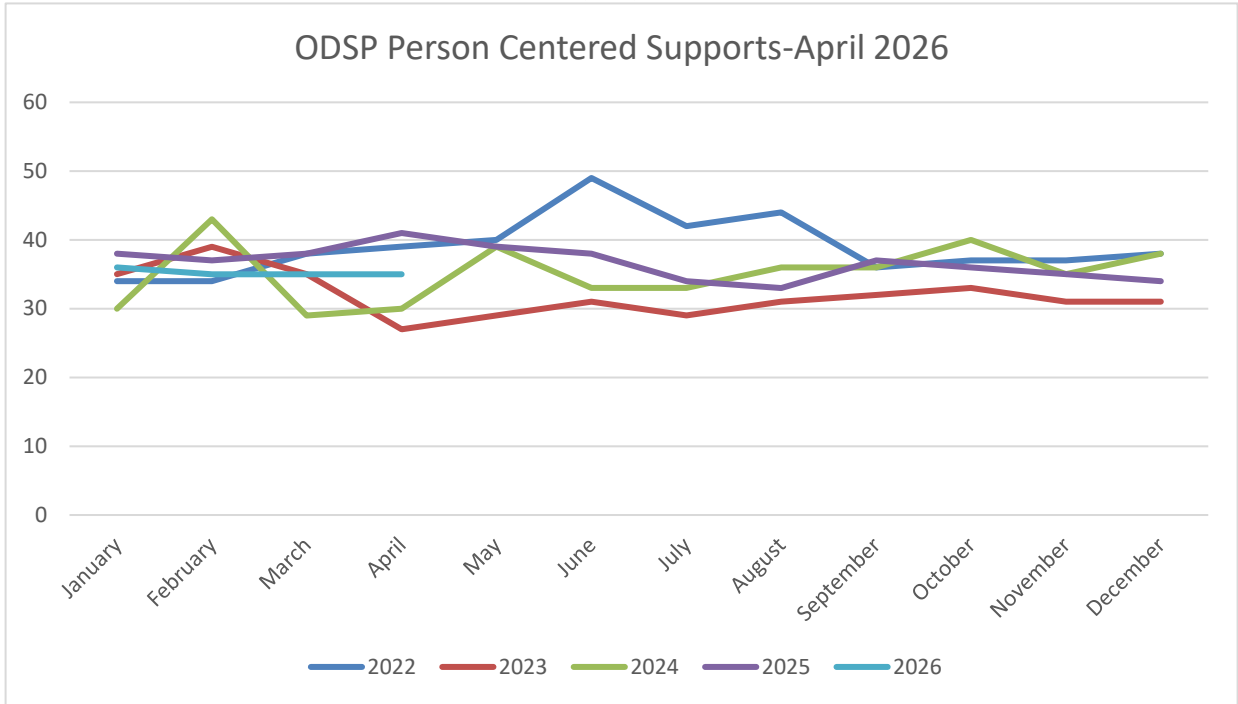




### Ontario Works Intake - Social Assistance Digital Application (SADA) & Local Office Ontario Works Applications Received

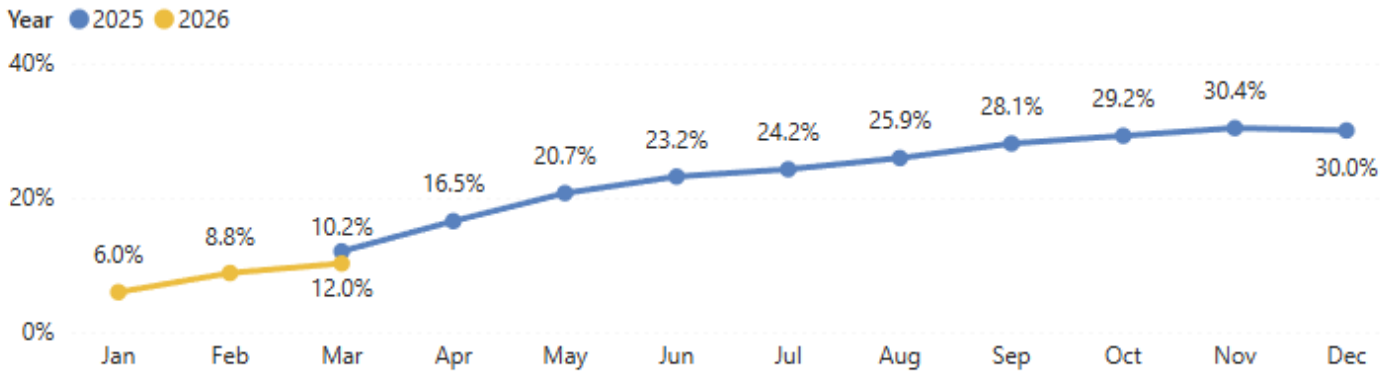


### ODSP Participants in Ontario Works Employment Assistance

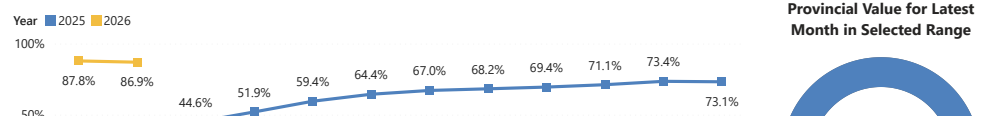


The OW Caseload continue to hold steady at **587** cases. We are providing **35** ODSP participants Person-Centred Supports. We also have **55** Temporary Care Assistance cases. **40** applications were received through the province’s Ontario Works Intake Unit (OWIU).

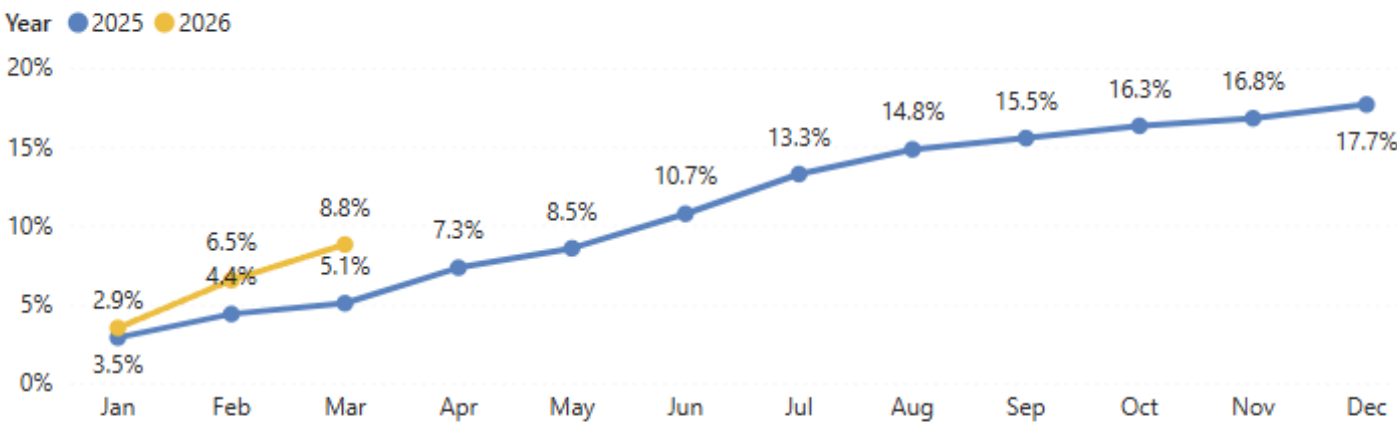
### Percentage of OW + NDA Members with mandatory participation requirements that referred to EO (Cumulative Year-to-Date)




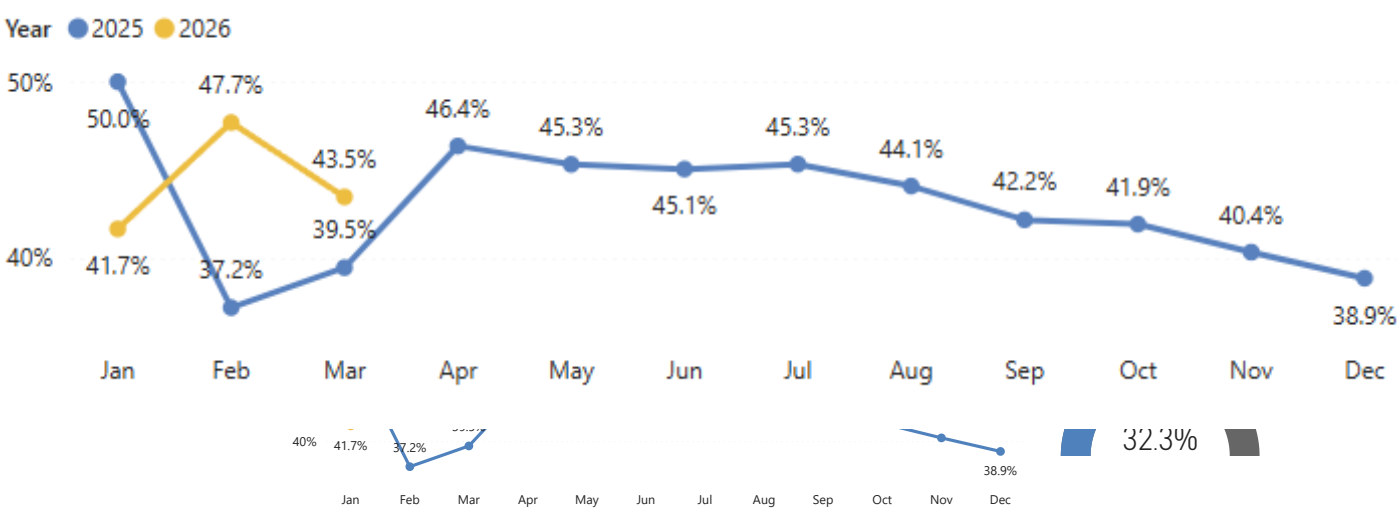
\*NDA-Non-Disabled Adult  
 Percentage of OW + NDA Members with mandatory participation requirements that have created a Social Assistance Action Plan (Cumulative Year-to-Date)\*



### Percentage of Ontario Works cases exiting to employment (Cumulative Year-to-Date)

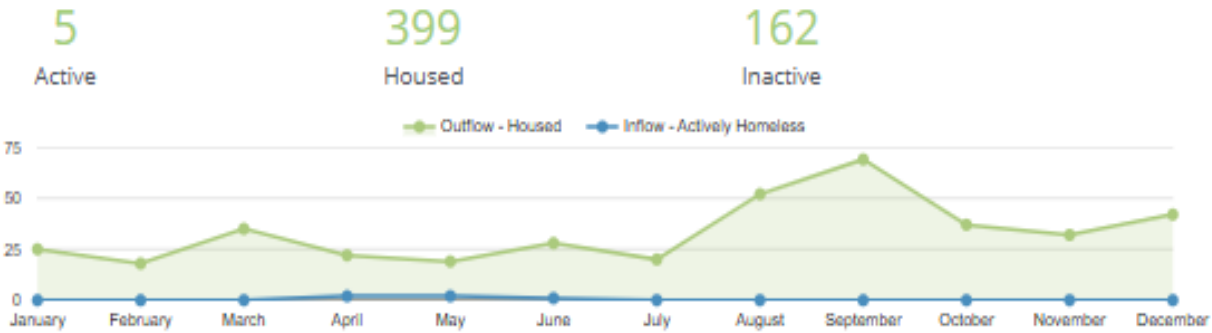


### Percentage of Ontario Works cases who exit the program and return within one year (Cumulative Year-to-Date)



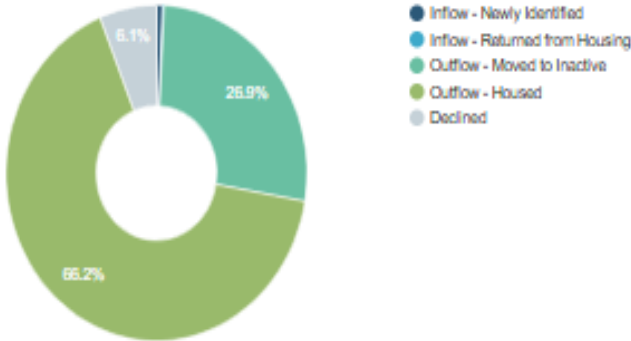
### By Name List

The By Name List is real-time list of all known people who are experiencing homelessness in our community that are willing to participate in being on the list and connecting with our agency for ongoing support to obtain affordable and sustainable housing. The individuals who are connected to this program are provided Intense Case Management supports with the foundations from Coordinated Access towards housing focused solutions.



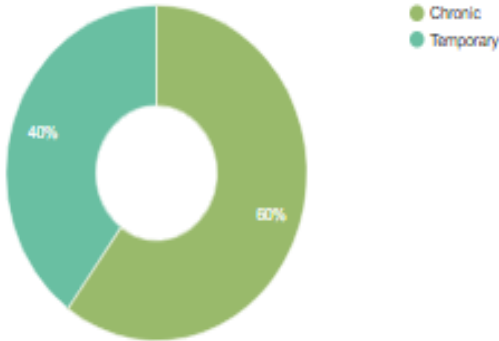
#### BNL INFLOW & OUTFLOW

Type	Clients
Inflow - Newly Identified	4
Inflow - Returned from Housing	1
Inflow - Returned from Inactive	0
Outflow - Moved to Inactive	162
Outflow - Housed	399
Declined	37

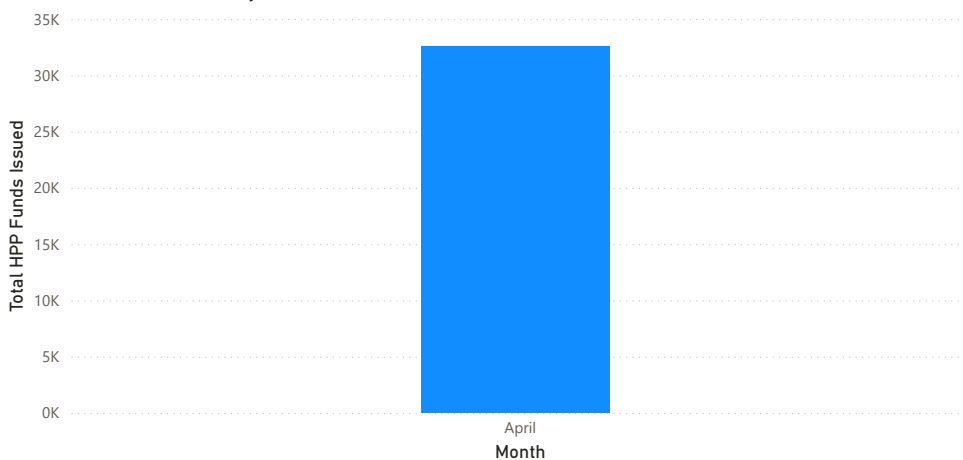


#### ACTIVE CLIENTS BY HOMELESS PRIORITY

Type	Clients
<a href="#">Chronic</a>	3
<a href="#">Approaching Chronic</a>	0
<a href="#">Temporary</a>	2
<a href="#">N/A</a>	0



### Total HPP Funds Issued by Month



### Type of Assistance-HPP

All

### Year, Month

2026 (Year) + April (Month)

**32,539.64**

Total HPP Funds Issued

### Provincial Priority Groups Unique Households Served

Chronic Homelessness	3
Indigenous	2
Youth aged 16-25	3
<b>Total</b>	<b>8</b>

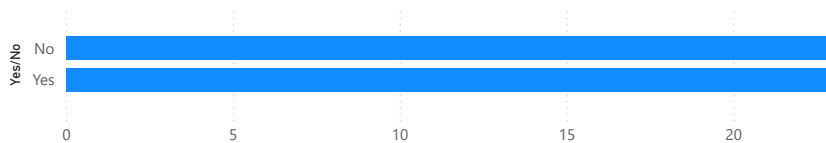
### Income Source Unique Households Served Total HPP Funds Issued

OW	20	14,137.29
ODSP	16	16,613.19
Low Income Non Senior	6	1,065.16
Low Income Senior	3	724.00
<b>Total</b>	<b>45</b>	<b>32,539.64</b>

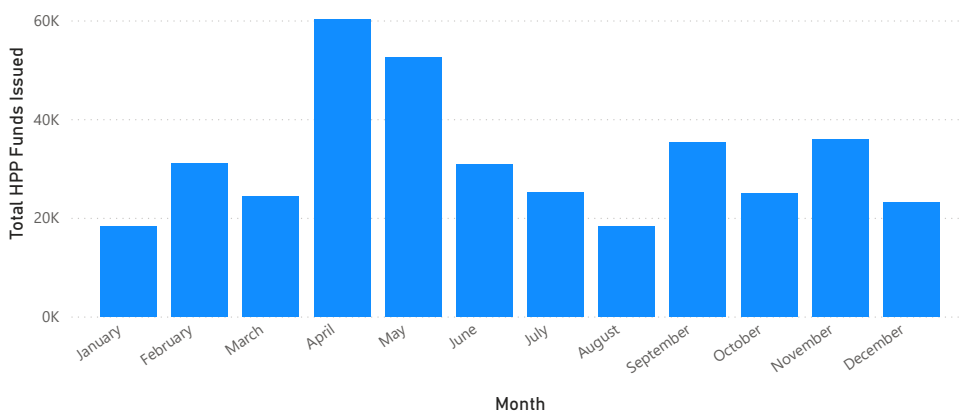
### Housing Status Unique Households Served

At Risk of Homelessness	40
Experiencing Homelessness (and not currently on BNL)	4
On BNL	1
<b>Total</b>	<b>45</b>

### Has the client been issued HPP in the past?



### Total HPP Funds Issued by Month



### Type of Assistance-HPP

All

### Year, Month

All

**380,788.80**

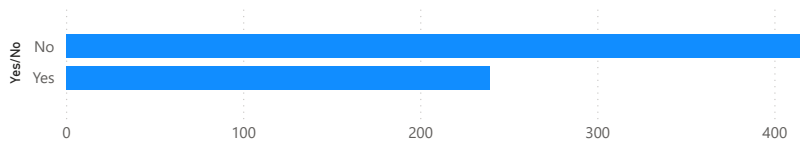
Total HPP Funds Issued

Provincial Priority Groups	Unique Households Served
Chronic Homelessness	29
Indigenous	18
Transitioning from Provincial Institution	4
Youth aged 16-25	28
<b>Total</b>	<b>77</b>

Income Source	Unique Households Served	Total HPP Funds Issued
OW	203	176,650.74
ODSP	145	135,775.07
Low Income Non Senior	101	27,284.36
Low Income Senior	72	41,078.63
<b>Total</b>	<b>495</b>	<b>380,788.80</b>

Housing Status	Unique Households Served
At Risk of Homelessness	427
Experiencing Homelessness (and not currently on BNL)	58
On BNL	32
<b>Total</b>	<b>495</b>

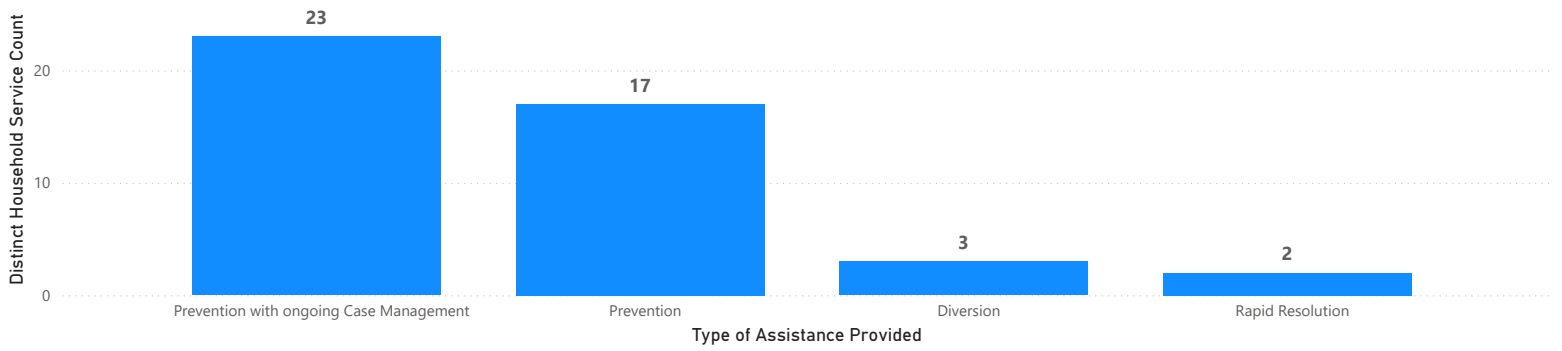
### Has the client been issued HPP in the past?



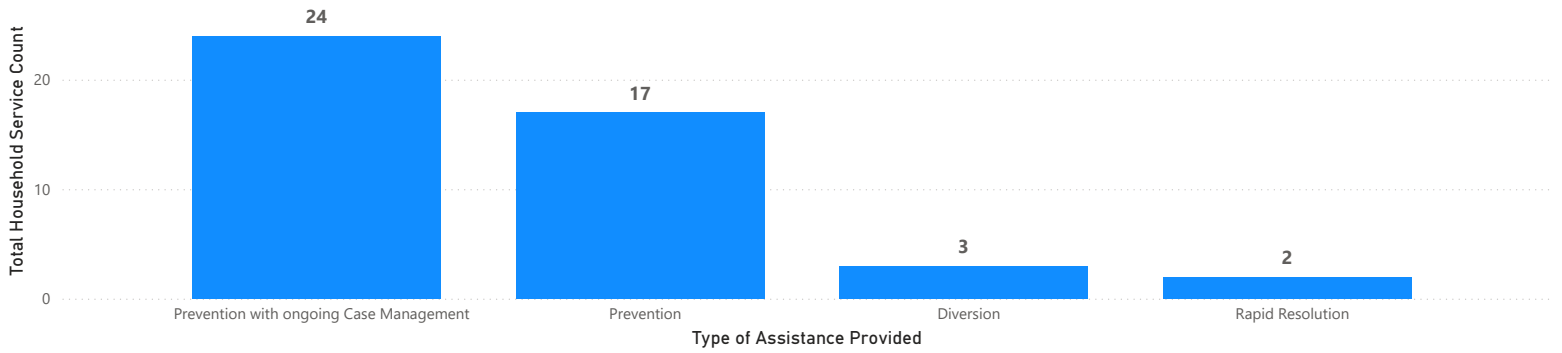
Year, Month

2026 (Year) + April (Month)

Distinct Household Service Count by Type of Assistance Provided



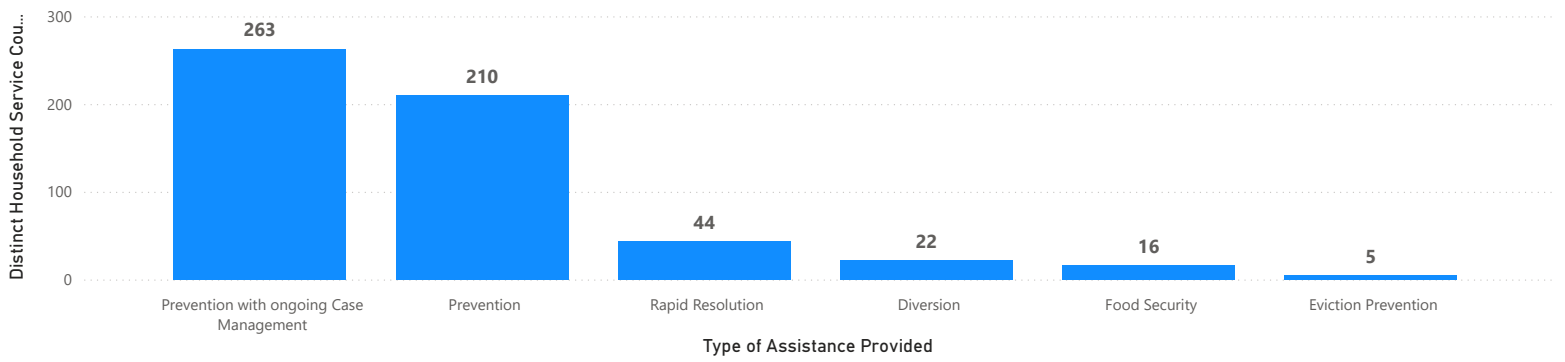
Total Household Service Count by Type of Assistance Provided



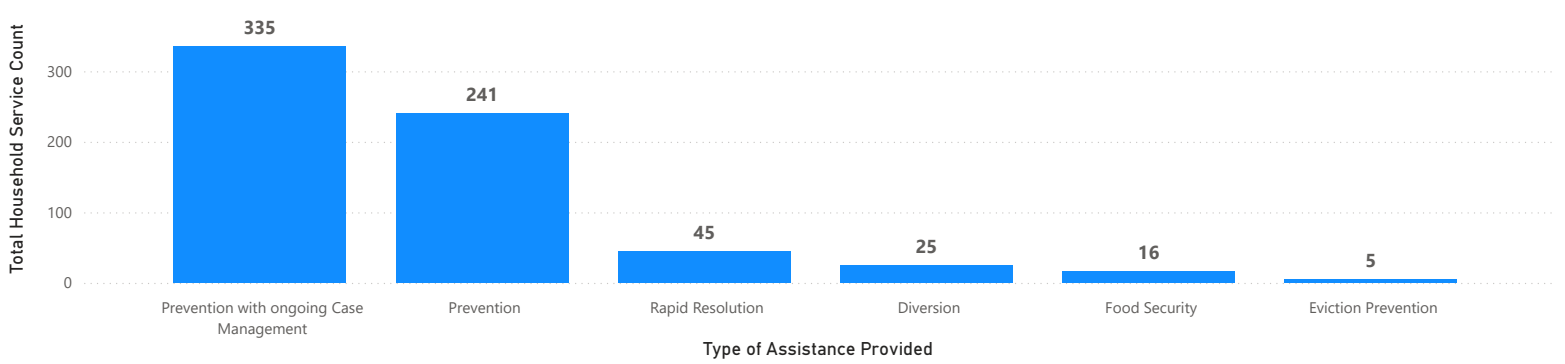
Year, Month

All

Distinct Household Service Count by Type of Assistance Provided



Total Household Service Count by Type of Assistance Provided



Type of Assistance Provided	Low Income Non Senior	Low Income Senior	ODSP	OW	Total
Diversion	1			2	3
Prevention	2	3	10	2	17
Prevention with ongoing Case Management	3		4	16	23
Rapid Resolution			2		2
<b>Total</b>	<b>6</b>	<b>3</b>	<b>16</b>	<b>20</b>	<b>45</b>

Year, Month  
 2026 (Year) + April (Month) ▼


**45**

Unique Households Served

**46**

Total Households Served

Total Households Supported through HPP by Month-All



Type of Assistance Provided	Low Income Non Senior	Low Income Senior	ODSP	OW	Total
Diversion	5	4	5	8	22
Eviction Prevention	1	1	2	1	5
Food Security	1		3	12	16
Prevention	64	52	80	19	210
Prevention with ongoing Case Management	22	17	61	168	263
Rapid Resolution	16	4	11	13	44
<b>Total</b>	<b>109</b>	<b>78</b>	<b>162</b>	<b>219</b>	<b>558</b>

Year, Month

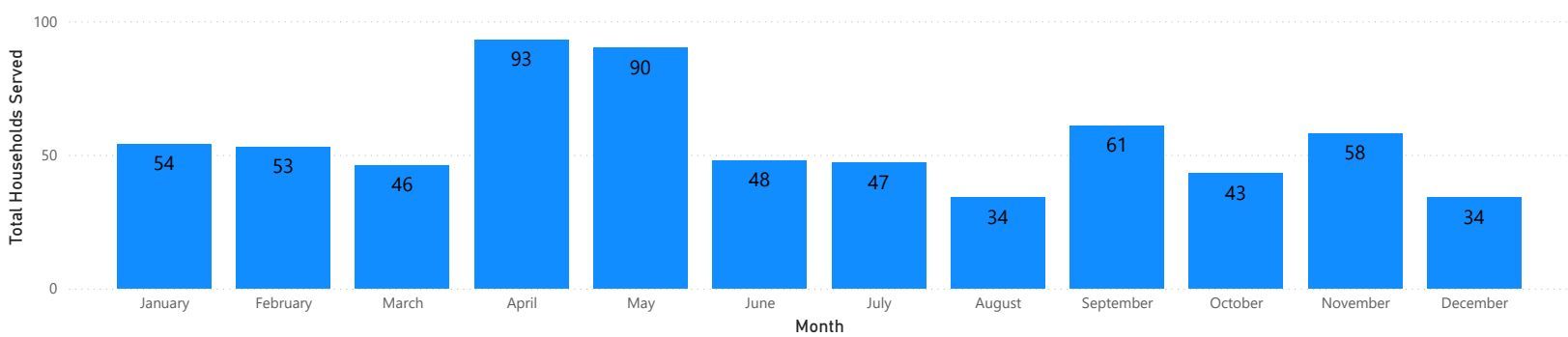
**495**

Unique Households Served

**661**

Total Households Served

Total Households Supported through HPP by Month-All





Referral Source



84.38%

Income Support and  
Stability



6.2%

Tenant Services



3.13%

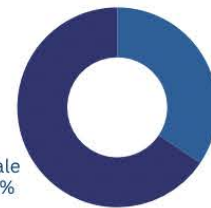
West Parry Sound Health Centre



6.25%

Esprit Place


Client Gender



Female  
65.6%

Male  
34.4%

Location of Encounter



WPS, Community  
50%

EPS, Community  
50%

Referral Out

Mental Health and  
Addiction Services  
12

Primary and  
Community Health  
Care Services  
4

Justice and Legal  
Services  
2

Other Services  
7

Housing, Income and  
Social Services  
12

### Housing Programs Update—April 2026

Social Housing Centralized Wait List Report			
	East	West	TOTAL
April 2026	Parry Sound	Parry Sound	
<b>Seniors</b>	53	143	<b>196</b>
<b>Families</b>	179	502	<b>681</b>
<b>Individuals</b>	596	177	<b>773</b>
<b>TOTAL</b>	<b>828</b>	<b>822</b>	<b>1650</b>
<b>Total Wait List Unduplicated</b>			<b>454</b>

Social Housing Centralized Wait List (CWL) 2025-2026 Comparison Applications and Households Housed from the CWL												
Month 2025	New APP	New SPP	Cancelled	Housed	SPP Housed	Month 2026	New App	New SPP	Cancelled	Housed	SPP Housed	
Jan	9			2		Jan	6	0	9			
Feb	8		2	3		Feb	11	2	5	1		
Mar	9	1	4	1		Mar	9		5	3	1	
Apr	6	1	10			Apr	4			1	1	
May	11		1	2		May						
June	12	2	1	2		June						
Jul	14			2	1	Jul						
Aug	9	1	1	2	1	Aug						
Sept	7	4	1	2	2	Sept						
Oct	8		1	1		Oct						
Nov	1	1	1			Nov						
Dec	7		5	2	1	Dec						
<b>Total</b>	101	10	27	19	5	<b>Total</b>	16	2	19	4	1	
						**SPP = Special Priority Placement**						

- There were four approved applications to the centralized waitlist in April
- One applicant was housed in April; that applicant held special priority status on the waitlist.
- No applications were cancelled

## HOUSING OPERATIONS AND SERVICE MANAGEMENT

### April 2026 Statistical Information

#### Activity for Tenant Services

	CURRENT MONTH	YEAR TO DATE
Move-Outs	4	10
Move In (Centralized Waitlist along with Internal transfers)	2	7
L1/L2 Hearings	1	4
N4 Delivered to tenant or filed with the LTB- Notice of eviction for non-payment of rent	0	2
N5 Filed with the LTB- notice of eviction disturbing the quiet enjoyment of the other occupants	4	10
N6 Filed with the LTB -notice of eviction for illegal acts or misrepresenting income for RGI housing	1	1
N7 Filed with the LTB - notice of eviction for willful damage to unit	0	0
Repayment Agreements (new) (Formal & informal)	2	2
No Trespass Order	0	0
Mediation/Negotiation/Referrals	32	151
Tenant Home Visits/Wellness checks	38	162
Tenant Engagements/Education	23	36

## Activity for Property Maintenance

Pest Control		Monthly pest control inspections were completed at 9 buildings. 35 units were inspected. Of the 35 units, 2 units required treatment.
Vacant units	9	Vacancy includes units requiring capital repairs
Vacant units: TMV	0	
After Hours Calls	15	monitoring station offline, leak, power outage, OPP requesting information, washing machine repair required, odd smell
Work Orders	204	Work orders are created for our staff to complete routine maintenance repairs for all DSSAB/LHC Buildings
Purchase Orders	199	Purchase Orders are for services, and materials required outside of the Housing Operations Department scope of work for the LHC/DSSAB properties
Fire Inspections	9	9 Fire inspections completed on properties in April with Huronia Alarms/FPO's. Monthly inspections continue at every building.
Annual Inspections	0	Annual inspections will be planned for May.
Inspections (Other)	25	Housing keeping, Fire Prevention Officer follow up, pests, and preconstruction/postconstruction
Incident Reports	1	Trip, with no sustained injuries

## Capital Projects Monthly Report - April 2026

### Monthly Board Report

This monthly report provides an overview of capital project activities undertaken during April 2026. The month focused on advancing the approved 2026 capital program through continued procurement, contractor coordination, budget review, scheduling, and completion of select building repair and maintenance scopes. Key activity included priority window replacement start-up, continued remediation investigation, permit and subcontractor coordination for repair work, May coordination for paving and masonry scopes, active ice-damming investigations, and further review of exterior repair priorities requiring pricing, funding confirmation, or procurement direction.

#### Hazardous Material Remediation and Water Damage Repairs

Remediation activity continued as required during April, with work progressing through assessment, abatement planning, repair coordination, investigation, and budget review. Attic and remediation work remained active and returned to the investigation and coordination stage following an air clearance issue. There may also be an opportunity to coordinate related remediation scopes together if tenant relocation and scheduling can be arranged. Several ice-damming investigations remained active across the portfolio. Consultant pricing has been received for portions of this work, while final direction remains pending receipt and review of additional information before confirming the preferred path forward. One ceiling, lighting, and remediation scope was also reviewed against approved funding and identified as over budget before contingency, requiring further direction before the full scope can proceed.

#### Plumbing, HVAC, and Duct Maintenance

Plumbing and mechanical work progressed during April through both completion and award-stage coordination. One backflow preventor installation was completed, while additional backflow preventor scopes remained pending quotation. One domestic hot water heater was replaced, and another domestic hot water heater replacement advanced to award-stage coordination, pending final approval and deposit requirements before scheduling. Duct work insulation replacement remained a high-priority item and was at the project closing stage. No major new district-wide HVAC projects were otherwise mobilized during the reporting period.

#### Doors, Siding, Painting, and Cosmetic Upgrades

No significant new district-wide door, painting, or cosmetic upgrade projects were mobilized during April. Siding and exterior finish-related scopes remained active through quotation and prioritization. One septic replacement scope is being reviewed and repurposed toward siding, windows, and potentially eavestroughs, depending on pricing and funding eligibility. Related exterior door and perimeter sealant replacement items remain on hold so they can potentially be coordinated with the larger exterior scope. One siding and sealant replacement scope is at the contractor and consultant pricing stage, with the intent to advance the work as part of the 2026 exterior program, subject to budget and procurement requirements. Additional exterior items, including window-related work, remain deferred due to budget constraints.

### Generator and Electrical Work

Electrical work advanced during April with completion of one electrical panel replacement. Lighting and ceiling-related scopes also remained active, with some work previously completed and additional T-bar ceiling replacement and lighting upgrades still pending quotation, scheduling, or review. No major generator installation or repair projects advanced during April. Electrical scopes will continue to be tracked through quotation, approval, and implementation stages as funding and scheduling permit.

### Roofing and Eavestrough Projects

No major roof replacement projects were completed during April. Roofing-related coordination continued in connection with remediation planning where decking replacement and re-shingling requirements require contractor review. Shed shingling work had not yet been quoted. Eavestrough work also remained pending, as pricing received in the prior year will need to be refreshed before award recommendations can be advanced. Eavestroughs may also form part of a repurposed exterior scope, depending on final pricing and funding eligibility.

### Structural Repairs, Infrastructure and Foundation Assessments

Structural and site infrastructure work continued through quotation, award, scheduling, and planning activity during April. One balcony, sealant, and lintel repair scope remained active, with the permit received and the contractor awarded under the emergency repair process. Subcontractor coordination is underway, and the capital portion is expected to take approximately two months before the unit can be handed back over to maintenance. This work is scheduled to proceed in May. Parking and asphalt work also remained ongoing, with paving being coordinated for May and a project regroup scheduled for May 5 to confirm next steps. Remaining family-unit driveways across the portfolio had not yet been fully assessed or quoted. For one driveway replacement scope, asphalt and concrete pricing were reviewed and concrete was confirmed as the lower-cost option. Masonry repairs were awarded for May commencement. Additional investigation and priority items under review include window replacement, walkway repairs, door and window sealant items, concrete repairs, and copper piping investigation.

### Security Enhancements

No new security enhancement projects were undertaken during April. Existing measures remained in place and operational, with ongoing monitoring continuing to support building safety and access control across the portfolio.

### Consulting and Engineering Contracts

Consultant and contractor coordination remained a significant component of the capital program during April. Technical review, hazardous building material sampling, contractor pricing, and scope validation continued to support remediation, ceiling, lighting, siding, driveway, paving, roofing, eavestrough, masonry, exterior repair, and window replacement work. A priority window replacement project continued to move forward, with a construction kick-off meeting scheduled for April 28 and the project entering the coordination and start-up phase. These activities continue to support procurement discipline, budget validation, and appropriate implementation sequencing.

## Childcare Capital Acceleration

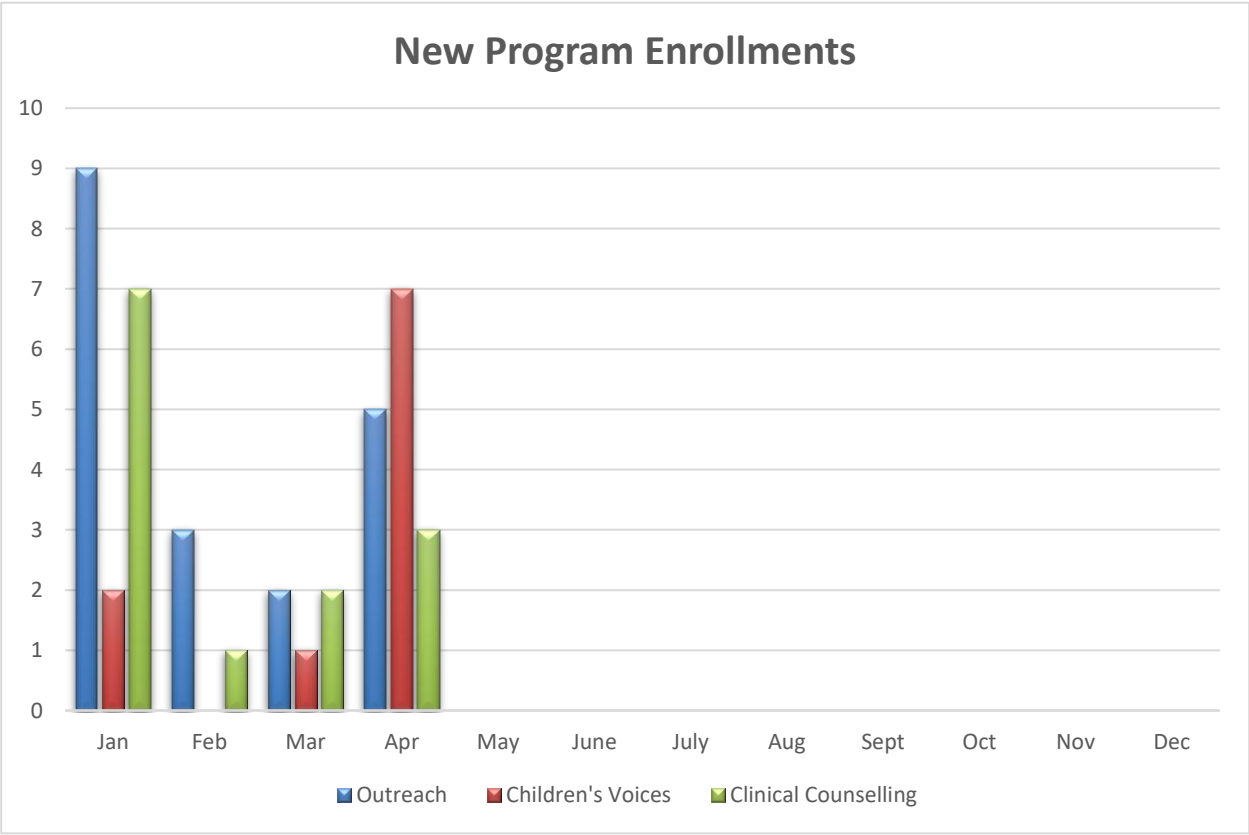
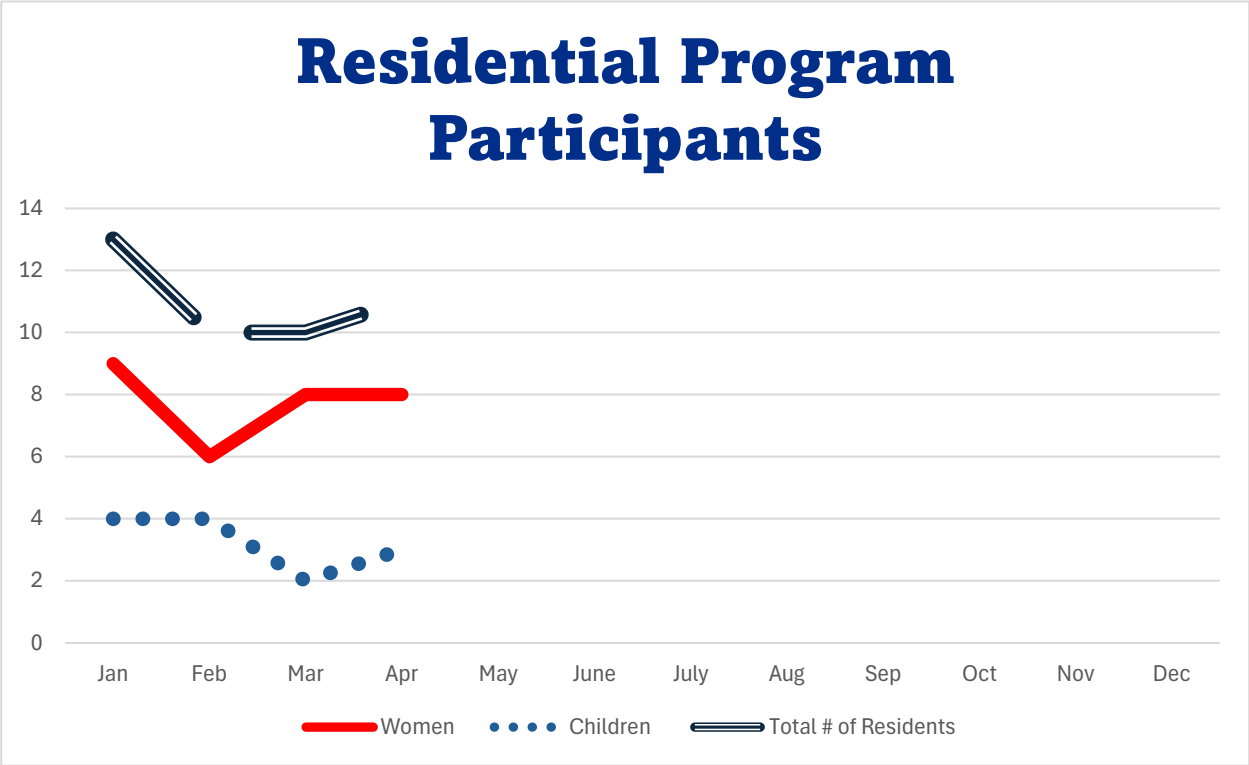
Childcare-related capital activity remained selective during April, with priority window replacement work advancing to construction kick-off and start-up coordination. Other childcare-related capital items remained subject to the approved capital plan and will continue to be reported as procurement, scheduling, or implementation milestones occur.

## Completion Highlights (April 2026)

April was defined by continued movement of the 2026 capital program through completion, quotation, award, scheduling, investigation, and budget review. Key accomplishments included completion of select plumbing and electrical scopes, replacement of one domestic hot water heater, award-stage coordination for another domestic hot water heater replacement, construction kick-off scheduling for a priority window replacement project, permit and subcontractor coordination for repair work, May coordination for paving, and continued remediation follow-up. The month also clarified items requiring updated pricing or budget direction, including exterior scope repurposing, siding and sealants, deferred exterior items, ice-damming investigations, ceiling and lighting work, shed shingling, eavestroughs, exterior wall repairs, kitchen replacement, and remediation-related repairs.

In summary, April demonstrated measured progress across the approved 2026 capital program. The next reporting period will focus on May paving coordination, priority window replacement start-up activities, subcontractor coordination and scheduling for repair work, masonry work, awarded mechanical work scheduling, remediation follow-up, ice-damming investigation next steps, outstanding quotes, and direction on over-budget ceiling, lighting, and remediation work.

Esprit Place Family Resource Centre Update – April 2026



## Social Media Stats

<b>Facebook –District of Parry Sound Social Services Administration</b>	<b>NOV 2025</b>	<b>DEC 2025</b>	<b>JAN 2026</b>	<b>FEB 2026</b>	<b>MAR 2026</b>	<b>APR 2026</b>
Total Page Followers	791	797	819	837	841	849
Post Reach this Period (# of people who saw post)	23,572	5332	26,803	56,115	16,807	9473
Post Engagement this Period (# of reactions, comments, shares)	178	132	913	1,760	847	261

<b>Facebook -Esprit Place Family Resource Centre</b>	<b>NOV 2025</b>	<b>DEC 2025</b>	<b>JAN 2026</b>	<b>FEB 2026</b>	<b>MAR 2026</b>	<b>APR 2026</b>
Total Page Followers	248	249	250	251	251	251
Post Reach this Period (# of people who saw post)	17,684	2136	884	308	1972	275
Post Engagement this Period (# of reactions, comments, shares)	189	34	10	3	15	2

<b>DSSAB LinkedIN Stats</b> <a href="https://bit.ly/2YyFHIE">https://bit.ly/2YyFHIE</a>	<b>NOV 2025</b>	<b>DEC 2025</b>	<b>JAN 2026</b>	<b>FEB 2026</b>	<b>MAR 2026</b>	<b>APR 2026</b>
Total Followers	579	585	594	598	601	604
Search Appearances (in last 7 days)	170	147	154	80	60	35
Total Page Views	77	23	44	50	33	9
Post Impressions	2,953	1124	1521	1735	1465	666
Total Unique Visitors	29	16	21	20	16	7

<b>Instagram - Esprit Place Family Resource Centre</b> <a href="https://www.instagram.com/espritplace/">https://www.instagram.com/espritplace/</a>	<b>NOV 2025</b>	<b>DEC 2025</b>	<b>JAN 2026</b>	<b>FEB 2026</b>	<b>MAR 2026</b>	<b>APR 2026</b>
Total Followers	115	115	117	120	122	45
# of accumulated posts	81	81	81	81	82	82