



Chief Administrative Officer's Report

May 2025

Mission Statement

To foster healthier communities by economically providing caring human services that empower and enable the people we serve to improve their quality of life.

A decorative horizontal bar at the bottom of the page, consisting of a solid blue bar with a light blue curved shape on the right side.


International Women’s Day Event—South River (March 8, 2025)

On Saturday, March 8th Esprit Place was proud to support an event in South River in recognition of International Women’s Day at the South River-Machar Community Centre. The event was well attended, including two members of our Board, Irene Smit and Teri Brandt, pictured below.

INTERNATIONAL WOMEN’S DAY 2025

Saturday, March 8th, 2025—5:00-9:30 pm

South River-Machar Community Centre



#ACCELERATE ACTION

Jen Grant is an award nominated stand up comedian as well as a dynamic key note speaker. Originally from Ottawa, Jen was honoured to be profiled in Ottawa Life Magazine as one of the top 25 People in the Capital.

A story telling, observational style of comedian, Jen Grant is both unique and relatable. She writes about life and she will have you laughing until you’re crying. In her uplifting talk, Jen will tackle a variety of topics, including honouring oneself. It will not only increase confidence but also demonstrate how regular people can affect positive change on a global and personal scale.

As a keynote speaker Jen is engaging, inspiring, entertaining and informative. The audience will leave with not only a message and tools to help inspire change in their lives but also with sore cheeks from laughing so hard.

REGISTRATION IS NOW OPEN!

Seating is limited. Please contact us to secure your spot!

5:00-6:00

Cocktail Hour & Networking

Cash Bar

6:00-7:30

Catered Dinner

Hap-pea-ness Catering

8:00-9:00

Keynote Presentation

Fundraising







Silent Auction

\$25 Admission Fee

Contact us to Register!

Women’s Own Resource Centre

705-386-9672

 Ontario     

2

Licensed Child Care Programs

Total Children Utilizing Directly Operated Child Care in the District March 2025

Age Group	Fairview ELCC	First Steps ELCC	Highlands ELCC	Waubee ELCC	HCCP	Total
Infant (0-18M)	1	0	0	2	7	10
Toddler (18-30M)	11	8	6	14	33	72
Preschool (30M-4Y)	16	12	25	41	47	141
# of Active Children	28	20	31	57	87	223

The Home Child Care Program currently has 18 active homes and is actively seeking 2 additional homes to fill the licensed capacity. Enrollment in all licensed programs has remained consistent since January and supervisors are adapting to the ministry cost-based funding formula.

School Age Programs March 2025

Location	Enrollment
Mapleridge After School	26
Mapleridge Before School	8
Mapleridge Summer Program	N/A
Sundridge Centennial After School	11
Home Child Care	29
# of Active Children	76



Inclusion Support Services March 2025

Age Group	EarlyON	Licensed ELCC's	Monthly Total	YTD Total	Waitlist	New Referrals	Discharges
Infant (0-18M)	1	1	2	2	0	0	0
Toddler (18-30M)	6	11	17	14	0	3	1
Preschool (30M-4Y)	7	38	45	44	5	3	1
School Age (4Y+)	1	13	14	19	0	1	3
Monthly Total	15	63	78		5	7	2
YTD Total	17	64		81	14	24	10

EarlyON Child and Family Programs March 2025

Activity	Jan 2025	Feb 2025	Mar 2025	YTD
Number of Child Visits	852	755	855	2462
Number of New Children Attending	243	64	48	355
Number of Unique Children Attending			301 YTD	
Number of Adult Visits	661	605	704	1970
Number of Unique Adults Attending			283 YTD	
Number of Virtual Programming Events	7	7	8	22
Number of Engagements through Social Media	215	98	91	404
Number of Views through Social Media	33,693	17,975	21,519	73,187

Funding Sources for District Wide Childcare Spaces - March 2025

Funding Source - Active	# of Children	# of Families
CWELCC*	48	46
CWELCC Full Fee	217	214
Extended Day Fee Subsidy	4	4
Fee Subsidy	26	20
Full Fee	26	24
Ontario Works	2	2
Total	323	310

Funding Source - New	# of Children	# of Families
CWELCC*	1	1
CWELCC Full Fee	1	1
Extended Day Fee Subsidy		
Fee Subsidy		
Full Fee		
Ontario Works		
Total	2	2

Exits	# of Children	# of Families
Fee Subsidy	1	1
CWELCC Full Fee		
Extended Day Fee Subsidy	1	1
Fee Subsidy		
Full Fee		
Ontario Works		
Total	2	2

The District of Parry Sound Child Care Application Portal was launched on July 24, 2024. Since implementation, operators and child care service management staff have been working to "clean" the waitlist by removing duplicates, training staff and assisting families with updating their profiles.

Data for March 2025

Number of Unique Children on the Application Portal		
514		
Children who Identify as Indigenous	Children Identifying Francophone Relatives	Prenatal Children
43	36	48
Unique Children - includes children waiting for care and those who are placed in care but have applied to other child care centres/programs. (ie: currently in an infant space and have also applied for JK/SK after school program) - Or - includes all children who have completed an application for child care		

Unique Children Waiting for Care
468
Waiting for Care - children who remain on the application portal for care. Once placed in program, and not waiting for additional or other programs, children are removed from the application portal

Year, Month

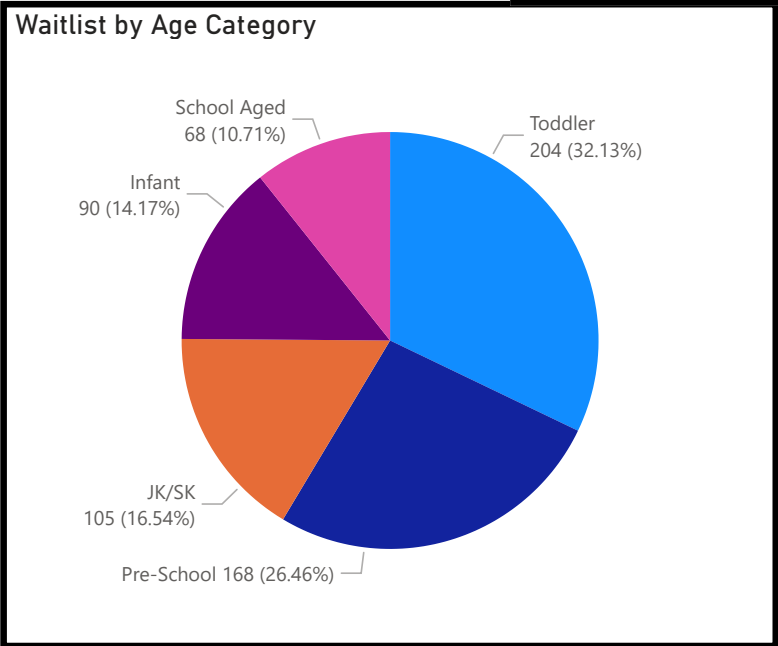
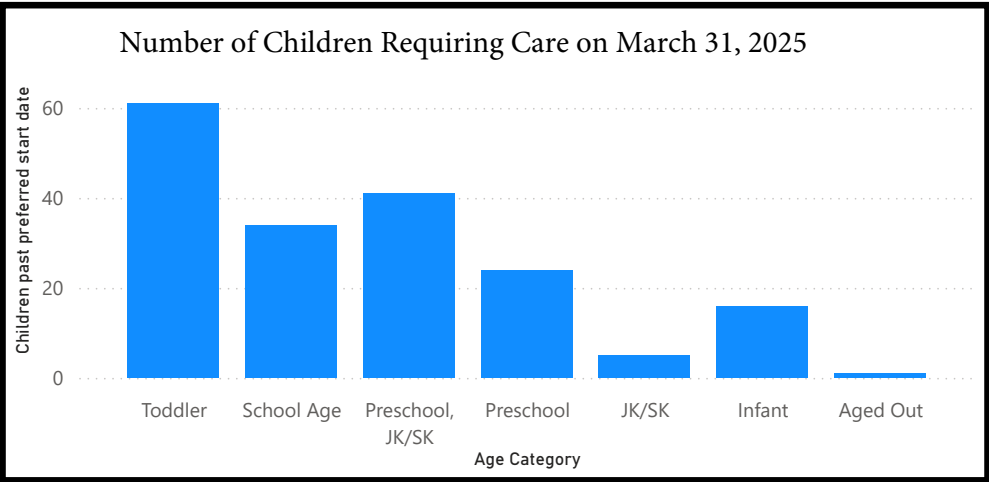
Multiple selections

Month

March

Waitlist Additions

49



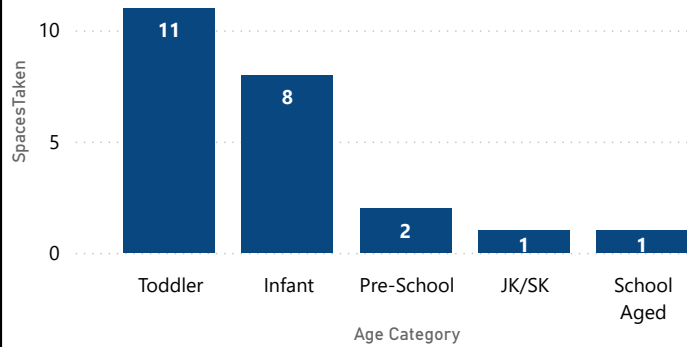
Year

2025

Month

March

Spaces Filled by Age Category



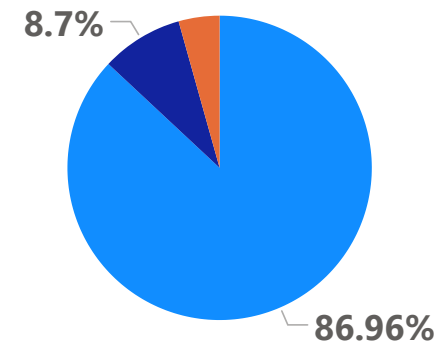
Spaces Filled by Program Time

Program Time

Full Day

Any Time

After School



Children Placed

23

Spaces Filled

23

Children Placed - The number of unique children placed in a program.

Spaces Filled - The number of spaces filled by a child. A child may be placed in more than one space, ie: before school space and after school space.

Expectation of Future Care

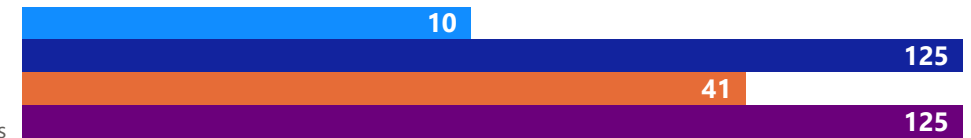
Number of children with a preferred start date within 1 month, 2-6 months, 6 months to a year, or more than a year.

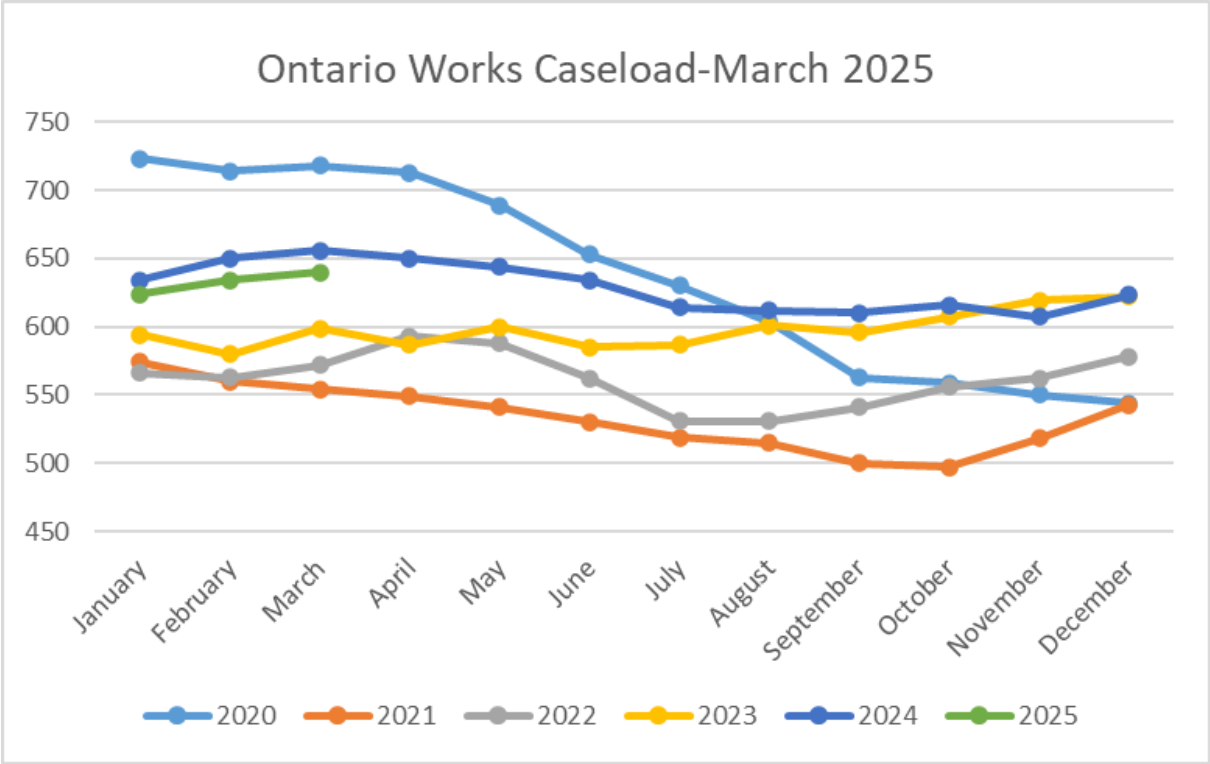
1 Month

2 to 6 Months

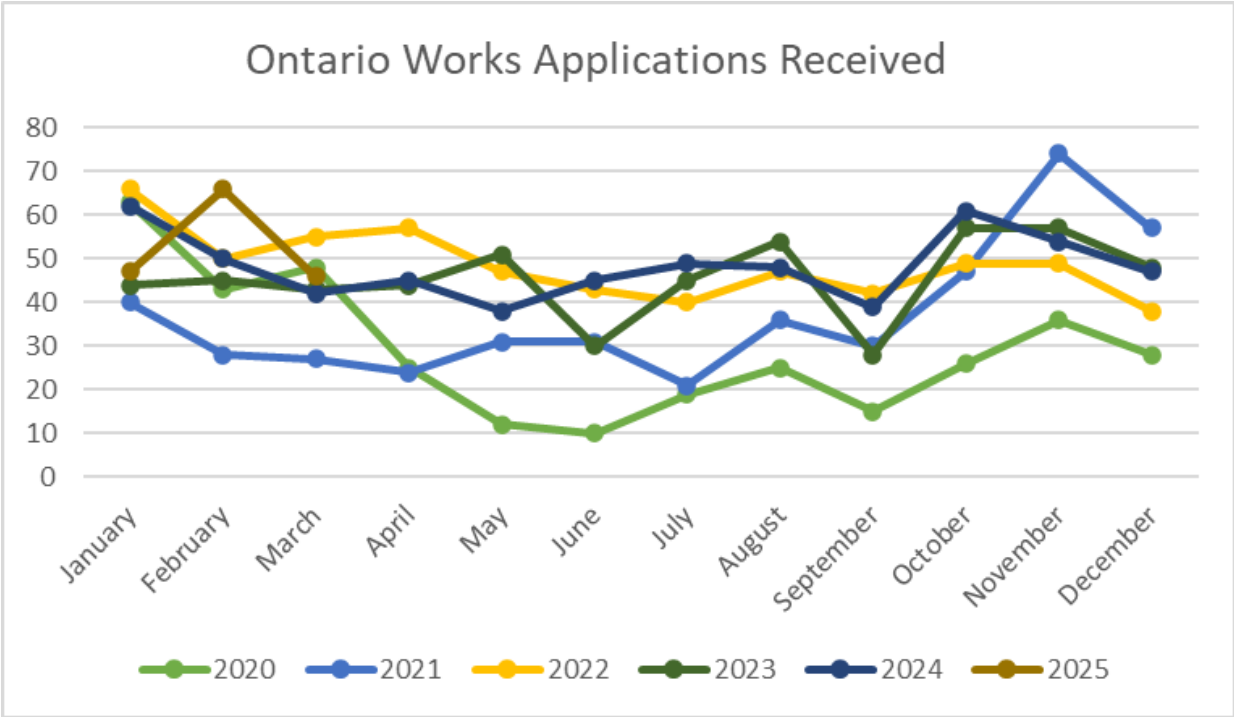
6 to 12 Months

More than 12 months

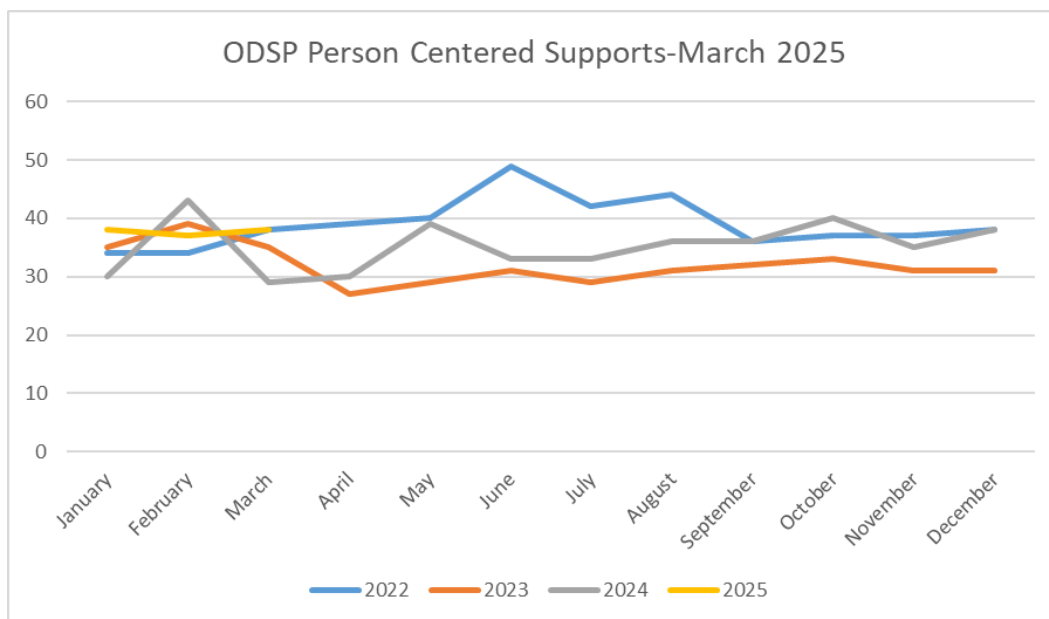




**Ontario Works Intake - Social Assistance Digital Application (SADA) & Local Office
Ontario Works Applications Received**



ODSP Participants in Ontario Works Employment Assistance



The OW Caseload is up slightly to **640** cases. We are providing **38** ODSP participants Person-Centred Supports. We also have **58** Temporary Care Assistance cases. **46** applications were received through the province's Ontario Works Intake Unit (OWIU).

Employment Services Transformation & Performance Outcomes

On March 1st, 2025, as part of the province's Employment Services Transformation, we officially entered Integrated Employment Services model (IES) along with our Northeast DSSAB partners with our new Service System Manager College Boreal. This means that employment assistance for Social Assistance recipients now moves under the Employment Ontario umbrella. We are responsible for providing Person Centered Supports to SA Recipients in 4 key areas;

- Crisis & Safety-homelessness, personal safety
- Health-medical, mental health counselling, addiction treatment
- Life Skills-Literacy and Basic Skills such as budgeting, time management
- Community Supports-Housing, transportation and legal support

With this change, we have new Performance Outcomes that will be reported on monthly going forward.

% with an Action Plan created

Percentage of OW + NDA Members with mandatory participation requirements...



Provincial Average-59.7%

Target-100%

**NDA refers to ODSP participants

Referrals to Employment Ontario

Percentage of OW + NDA Members with mandatory participation requirements...



Provincial Average 9.2%

Target 32%

**NDA refers to ODSP participants

% Exiting to Employment

Percentage of Ontario Works cases exiting to employment (Cumulative Year-to-...)



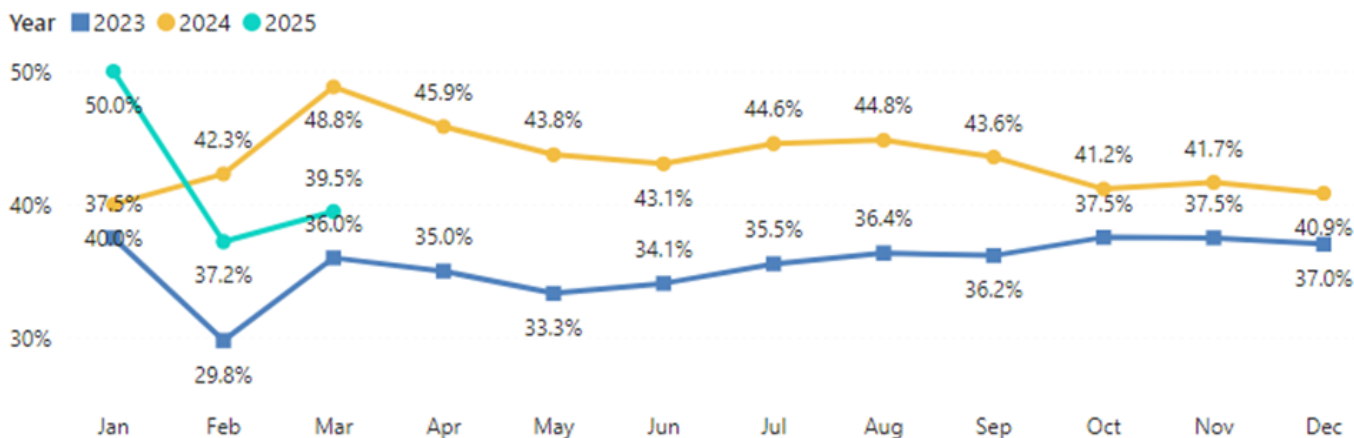
Provincial Average 3.2%

Target 22%

**NDA refers to ODSP participants

% of OW Cases Exit the Program and Return within One Year

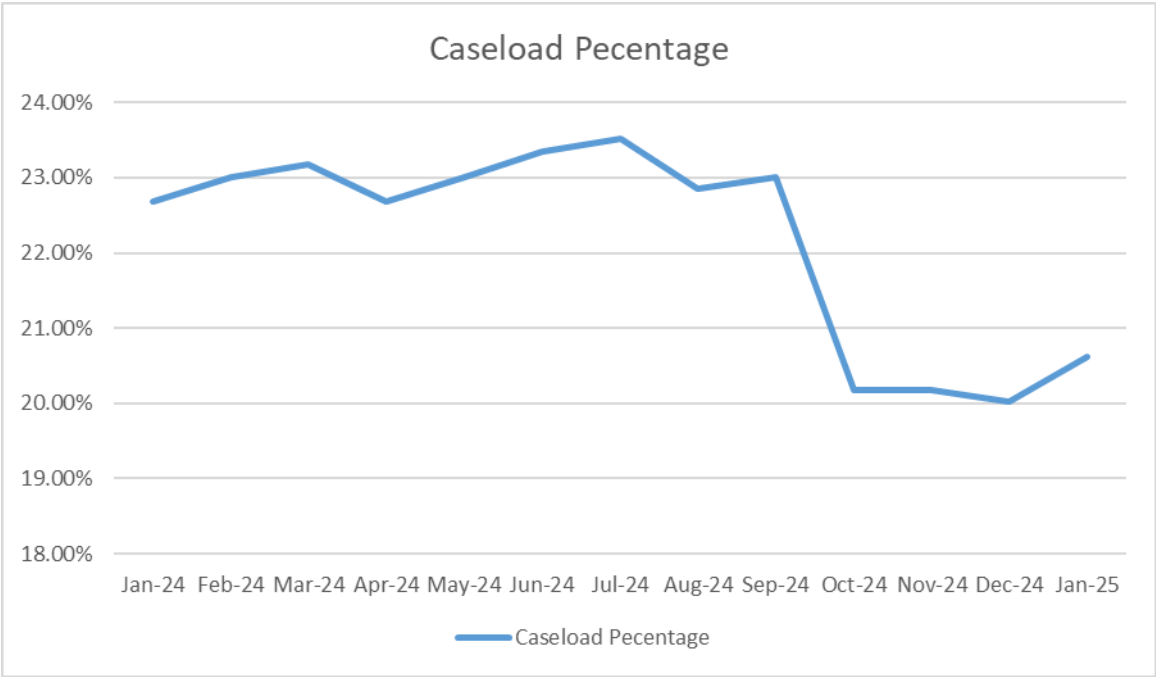
Percentage of Ontario Works cases who exit the program and return within one...



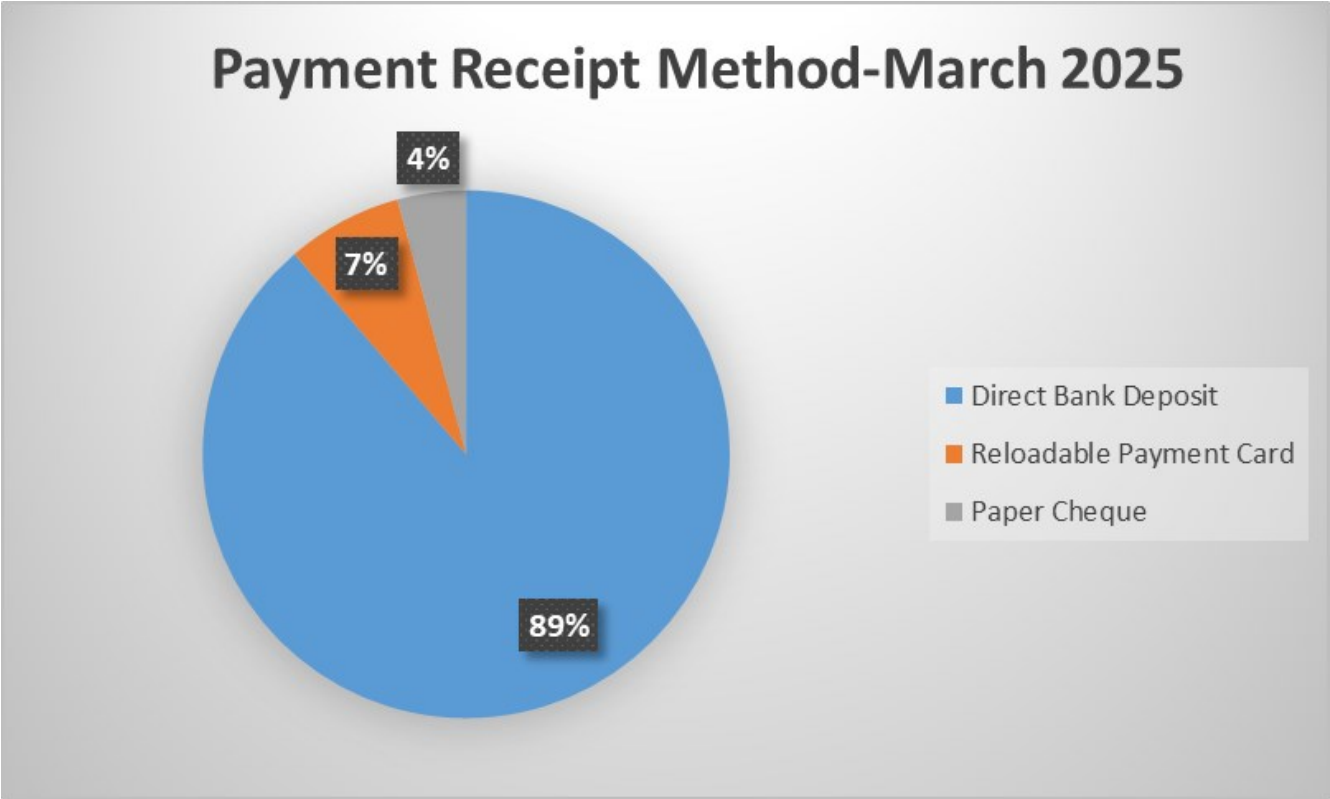
Provincial Average: 33.6%

Target: 35%

MyBenefits Enrollment 2025



DBD Enrollment

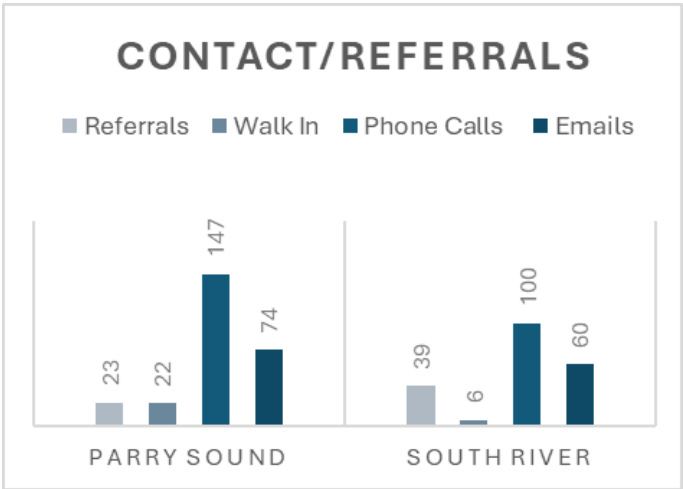


Income Support & Stability Update

Income Support and Stability Program Case Management involves the coordination of appropriate services and the provision of consistent and on-going weekly or bi-weekly supports, required by the individual to succeed in achieving and maintain life stabilization goals.

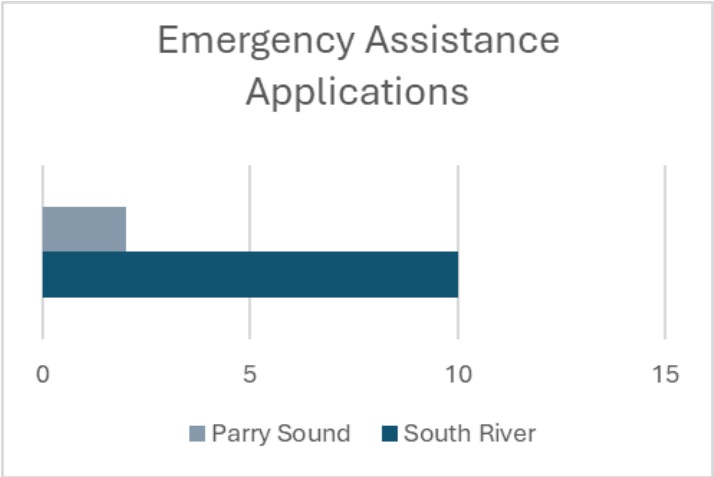
Contact / Referrals – March 2025

The data collected is initial contact made with a client to determine eligibility for on going support. This includes ongoing Housing Stability and Ontario Works cases.



Emergency Assistance Applications
March 2025

An application can be created when the applicant is not currently in receipt of social assistance, or not serving a period of ineligibility. Administrator also must be satisfied the applicant to the best of their ability made a reasonable effort to access other resources.



Client Referrals

Clients who identify as experiencing homelessness, or at immediate risk of homelessness

March 2025	East	West	YTD
Homeless	1	4	12
At Risk	9	10	36
Program Total (Esprit In Shelter Clients calculated in Homelessness Numbers)			
Esprit Outreach Homeless			
Esprit Outreach at Risk			
Esprit in Shelter			

Short Term Housing Allowance

Max of \$400 for 6 months

	Active	YTD
March	8	16

Household Income Sources and Issuance from Homelessness Prevention Programs Funding (HPP)

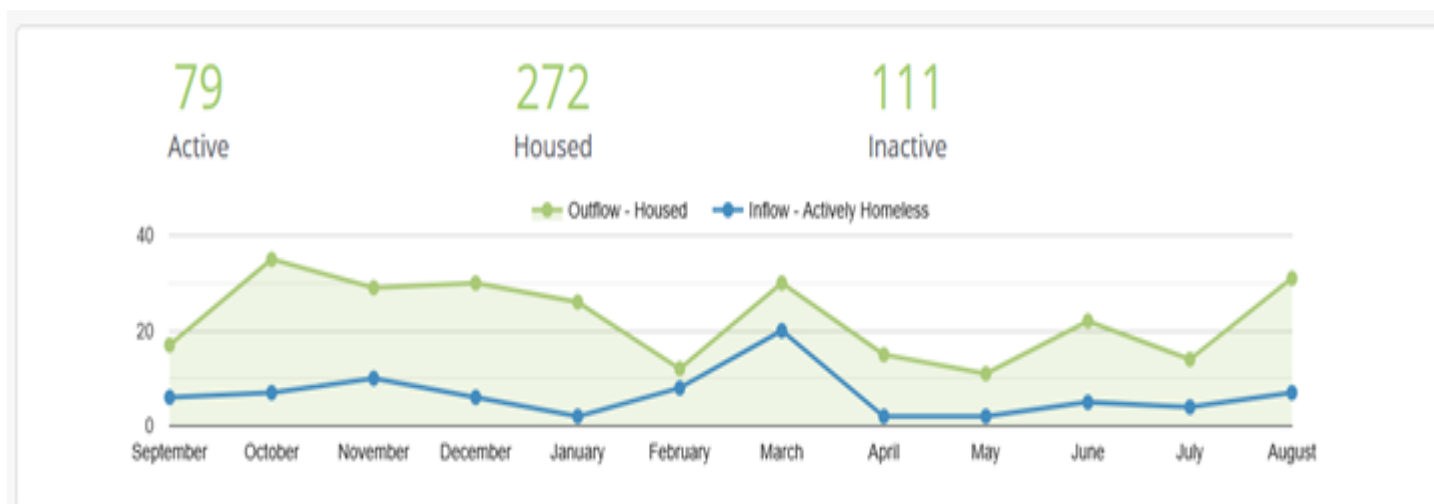
March 2025 Income Source	Total	HPP
Senior	4	\$2,901.27
ODSP	12	\$8,123.80
Ontario Works	7	\$6,604.94
Low Income	1	\$791.04
Total		

March 2025 Reason for Issue	Total
Rental Arrears	\$9,800.35
Utilities/Firewood	\$4,317.56
Transportation	
Food/Household/Misc.	\$4,303.10
Emergency Housing	
Total	\$18,421.01

By-Name List Data

September 1, 2021– March 31, 2025

The By Name List is real-time list of all known people who are experiencing homelessness in our community that are willing to participate in being on the list and connecting with our agency for ongoing support to maintain affordable and sustainable housing. The individuals who are connected to this program are provided Intense Case Management supports with the foundations from Coordinated Access.



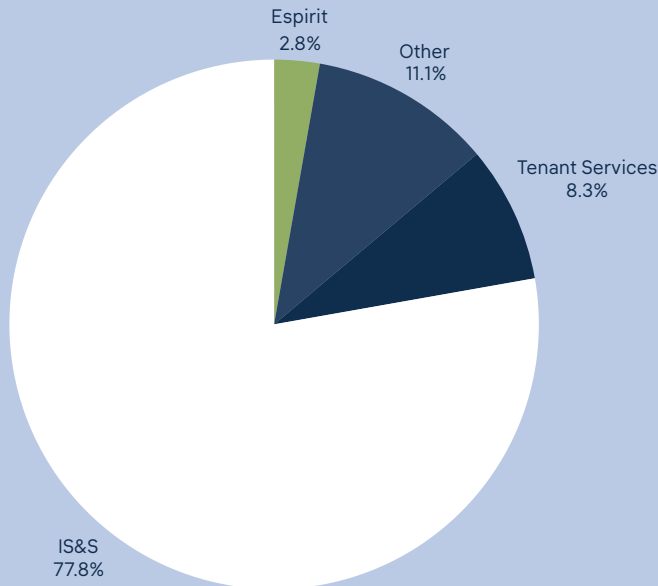
44
Av. Age



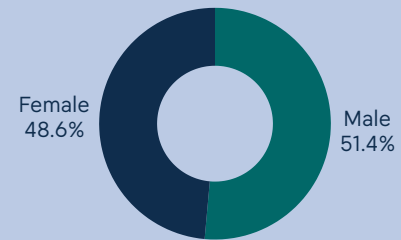
36
Clients

291 CLIENT ENCOUNTERS

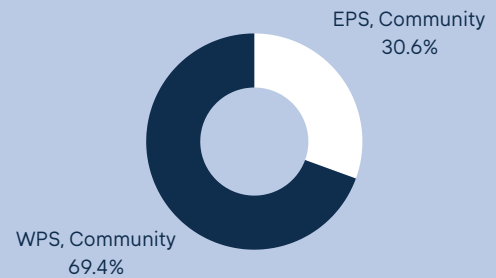
Referral Source



Client Gender



Location of Encounter



Referral Out

SJB 6	Home & Community Care 1	ODSP 2	Harvest Share 1	EMS 1
	Monarch 1	Housing Stability 1	ABI Collaborative 1	Legal Aid 3
CMHA 8	RAAM 2	PSFC 1	Victim Services 1	PSFHT 1
	Lakeland LTC 1	Huntsville Food Bank 1	Rural Wellington Addiction Service 1	Harvest Share 1
NPLC 4	Salvation Army 2	Connex Ontario 1		HSP 1

Housing Programs

Social Housing Centralized Waitlist Report March 2025

	East Parry Sound	West Parry Sound	Total
Seniors	50	134	184
Families	147	478	625
Individuals	503	159	662
Total	700	771	1471
Total Waitlist Unduplicated			408



Social Housing Centralized Waitlist (CWL) 2024 - 2025 Comparison Applications and Households Housing from the CWL

Month 2024	New App.	New SPP	Cancelled	Housed	SPP Housing	Month 2025	New App.	New SPP	Cancelled	Housed	SPP Housing
Jan	3		2	1		Jan	9	0	0	2	
Feb	5		11	1		Feb	8	0	2	3	
Mar	7		3	3		Mar	9	1	4	1	
Apr	10	1	7			Apr					
May	4	1	5	1		May					
June	1		15	3		June					
July	9	1	19			July					
Aug	9	1	21			Aug					
Sept	6		16	2		Sept					
Oct	6		9	4		Oct					
Nov	10	1	17	3		Nov					
Dec	11		6	3	2	Dec					
Total	81	5	131	21	2	Total	26	1	6	6	0

SPP = Special Priority Applicant

Parry Sound District Housing Corporation
March 2025

Activity for Tenant Services

	Current	YTD
Move outs	2	5
Move in (centralized waitlist along with internal transfers)	2	7
L1/L2 hearings	0	2
N4 Delivered to tenant or filed with the LTB– Notice of eviction for non-payment of rent	1	4
N5 Filed with the LTB– notice of eviction disturbing the quiet enjoyment of the other occupants	1	5
N6 Filed with the LTB –notice of eviction for illegal acts or misrepresenting income for RGI housing	0	0
N7 Filed with the LTB – notice of eviction for willful damage to unit	0	0
Repayment agreements (formal & informal)	0	7
No Trespass Order	0	0
Tenant Home Visits	27	85
Mediation/Negotiation/Referrals	16	50
Tenant Engagements/Education	4	6

Property Maintenance

March 2025

Pest Control		2 Buildings are currently being monitored monthly for bedbugs. There are 4 active units.
Vacant Units	9	8 one-bedroom, 1- multiple bedrooms (asbestos abatement, and significant repair contributes to longer vacancy times)
Vacant Units - The Meadow View	7	6 market, 1 affordable units available
After Hours Calls	10	leaks, Furnace not working, Fire panel offline, tenant behaviour, Technician required access, flooding from unit, Front door not latching, Tenant admitted into hospital required unit to be secured
Work Orders	70	Work orders are created for our staff to complete routine maintenance repairs for all DSSAB/LHC Buildings
Purchase Orders	238	Purchase Orders are for services, and materials required outside of the Housing Operations Department
Fire Inspections	0	**Scheduled to attend the annual inspections in May**
Annual Inspections	0	**SCHEDULED FOR MAY 2025**
Incident Reports	1	*February 2025- Head Office: gas smell which was a false alarm; determined it was a misfire of the HVAC unit and no potential for danger. HVAC repaired.

Capital Projects

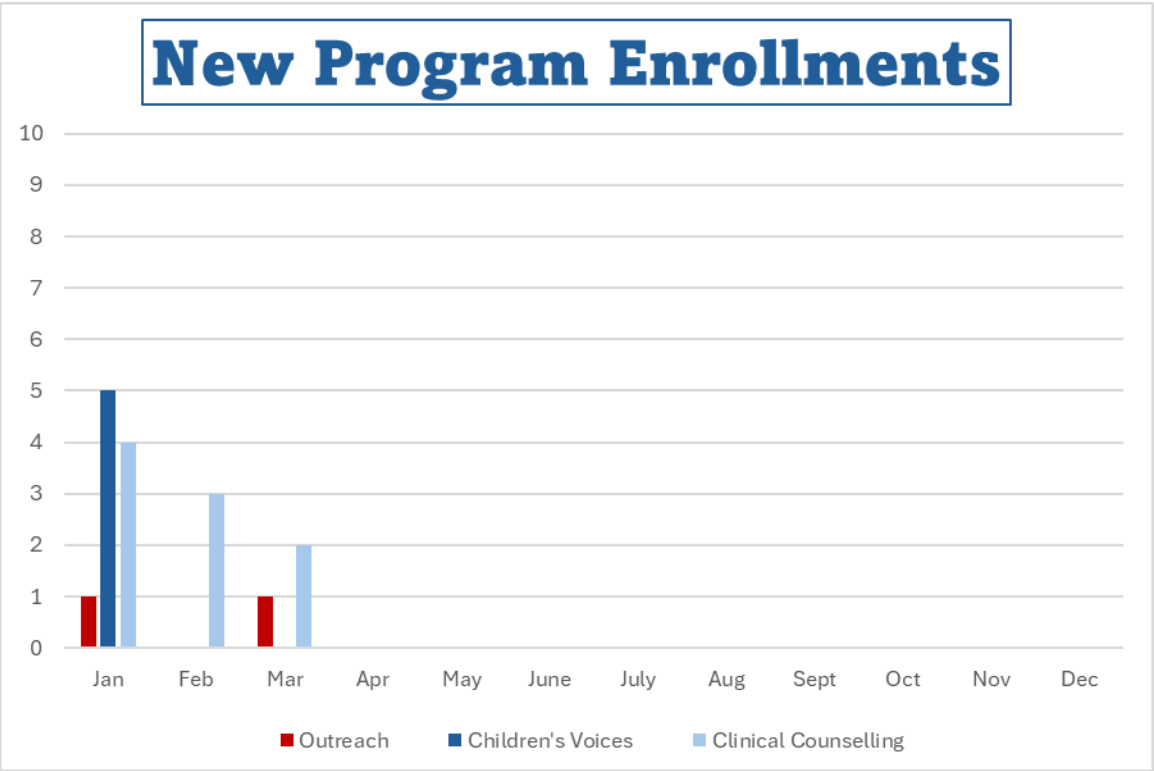
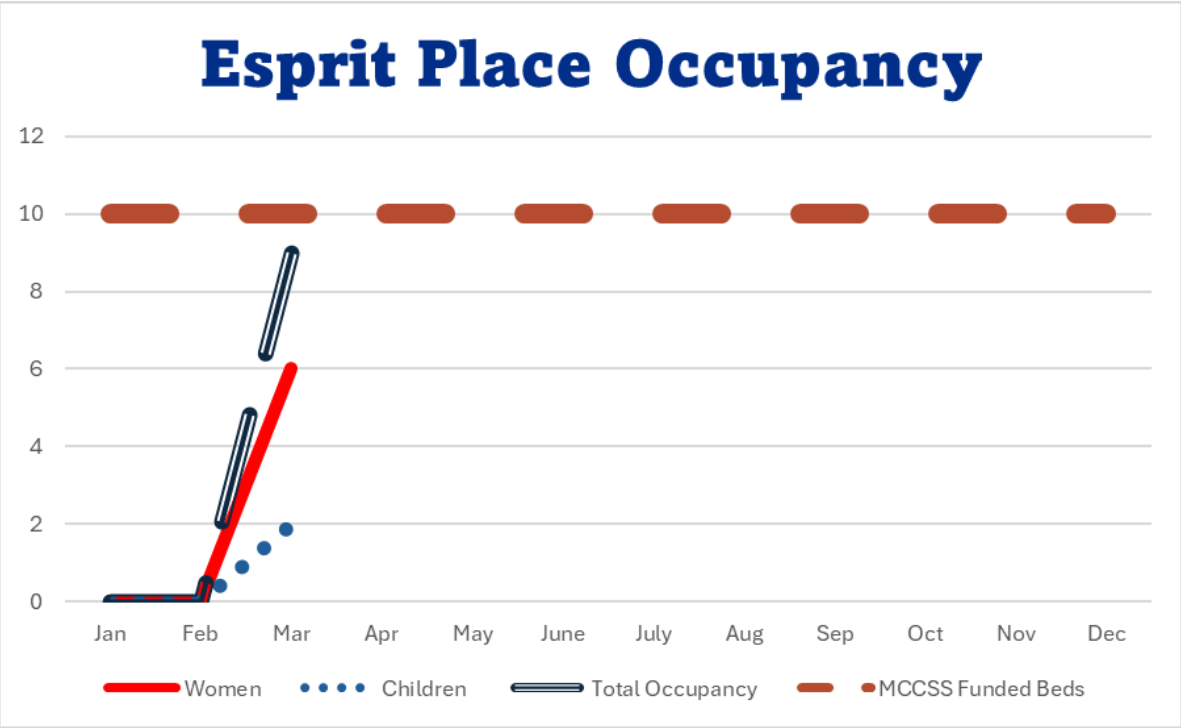
March 2025

During the month of March, the Capital Program was busy with the following:

- Wrapping up the window replacement project at the 6-story apartment building in Parry Sound
- Wrapping up renovation to Esprit Place (doors opened March 8th)
- 2-Family homes with mould remediation in Parry Sound- **completed** March 27th, and 28th 2025
- Family home asbestos abatement and mould remediation in Burk's Falls- (**completed**) March 27th, 2025
- Two one-bedroom homes in Burk's Falls – extensive mould remediation, and plumbing repairs. (**Ongoing**)
- One-bedroom home in Callendar has a warped lintel; consultations underway to rectify (**Ongoing**)
- Carpet replacement at Parry Sound head office (**completed**) March 30th, 2025
- South River head office; working with insurance company to remedy damage from the flooding (**Ongoing**)
- Asbestos abatement and mould remediation at two 1-bedroom homes in South River. (One **completed**, one **ongoing**)
- Load bearing retaining wall replacement underway.
- Installation of a new door at a childcare facility (**completed**)
- Drainage repairs at a family home in Parry Sound (**ongoing**)



Esprit Place Family Resource Centre



Social Media Stats

Facebook –District of Parry Sound Social Services Administration Board	NOV 2024	DEC 2024	JAN 2025	FEB 2025	MAR 2025	APR 2025
Total Page Followers	677	682	698	713	721	731
Post Reach this Period (# of people who saw post)	3032	2421	5003	4923	7739	3660
Post Engagement this Period (# of reactions, comments, shares)	257	59	666	697	788	40

Facebook -Esprit Place Family Resource Centre	NOV 2024	DEC 2024	JAN 2025	FEB 2025	MAR 2025	APR 2025
Total Page Followers	209	214	214	217	220	224
Post Reach this Period (# of people who saw post)	3103	3304	608	998	1214	164
Post Engagement this Period (# of reactions, comments, shares)	151	119	12	65	94	3

DSSAB LinkedIn Stats https://bit.ly/2YyFHIE	NOV 2024	DEC 2024	JAN 2025	FEB 2025	MAR 2025	APR 2025
Total Followers	501	503	515	519	525	537
Search Appearances (in last 7 days)	10	52	40	72	131	187
Total Page Views	55	50	32	46	34	37
Post Impressions	1800	1416	2342	1030	632	843
Total Unique Visitors	23	14	18	22	19	21

Instagram - Esprit Place Family Resource Centre https://www.instagram.com/espritplace/	NOV 2024	DEC 2024	JAN 2025	FEB 2025	MAR 2025	APR 2025
Total Followers	97	97	99	101	103	104
# of accumulated posts	53	59	61	63	64	65