



Chief Administrative Officer's Report

February 2025

Mission Statement

To foster healthier communities by economically providing caring human services that empower and enable the people we serve to improve their quality of life.

A decorative horizontal bar at the bottom of the page, consisting of a solid blue bar with a light blue curved shape on the right side.

ROMA Conference

I attended the annual Rural Ontario Municipalities Association (ROMA) conference in Toronto from January 19-21, 2025. The ROMA Conference is our opportunity to meet on local matters through delegation meetings and to hear from the Premier of Ontario and provincial party leaders on their priorities and vision for Ontario. This year, I sat with my Northern Ontario Service Deliverers Association (NOSDA) colleagues to advocate for the priorities of Northern Ontario DSSABs.

NOSDA meets with the Honourable Paul Calandra, Minister of Municipal Affairs



NOSDA meeting with Parliamentary Assistant Billy Pang, Ministry of Education



NOSDA meeting with the Honourable Michael Tibollo, Associate Minister of Mental Health Health & Addictions

NOSDA meeting with the Honourable Doug Downey, Attorney General



NOSDA meeting with the Honourable Nolin Quinn, Minister of Colleges & Universities

DSSAB Recruitment Video

Last fall, we filmed a video with Big Lake Cinematic, a local video production company, to enhance efforts in recruiting staff to the District of Parry Sound to work for our organization. This video is now publicly available on our website and social media sites, and will be used by our Human Resources team as they attend job fairs and events.

Please take the time to watch these videos:

Full Video: [FULL DSSAB Recruitment Video](#)

Trailer: [PDSSAB 60 Sec Trailer 3840x2160 UHD CCBurn Stereo](#)



Licensed Child Care Programs

Total Children Utilizing Directly Operated Child Care in the District December 2024

Age Group	Fairview ELCC	First Steps ELCC	Highlands ELCC	Waubeeek ELCC	HCCP	Total
Infant (0-18M)	2	2	1	5	9	19
Toddler (18-30M)	10	6	14	19	39	88
Preschool (30M-4Y)	15	13	16	33	55	132
# of Active Children	27	21	31	57	103	239

A significant number of infants have aged into toddlers and are still occupying a toddler position in the child care program.

School Age Programs December 2024

Location	Enrollment
Mapleridge After School	25
Mapleridge Before School	8
Mapleridge Summer Program	N/A
Sundridge Centennial After School	13
Home Child Care	19
# of Active Children	65

School age programs continue to be at full capacity based on the available staffing.

Inclusion Support Services December 2024

Age Group	EarlyON	Licensed ELCC's	Monthly Total	YTD Total	Waitlist	New Referrals	Discharges
Infant (0-18M)	1	1	2	4	0	0	0
Toddler (18-30M)	5	5	10	22	2	5	0
Preschool (30M-4Y)	4	32	36	58	6	1	0
School Age (4Y+)	5	14	19	30	2	0	2
Monthly Total	15	52	67	-	10	6	2
YTD Total	21	93	-	114	44	47	54

The above chart shows a total number of children served by the Inclusion Support Services team to be 114, 21 children were seen in an EarlyON Child and Family Centre and 93 children were seen in a licensed child care program (home and/or centre-based). Ten children remain on the waitlist for services, including 6 new referrals the month of December.

EarlyON Child and Family Programs December 2024

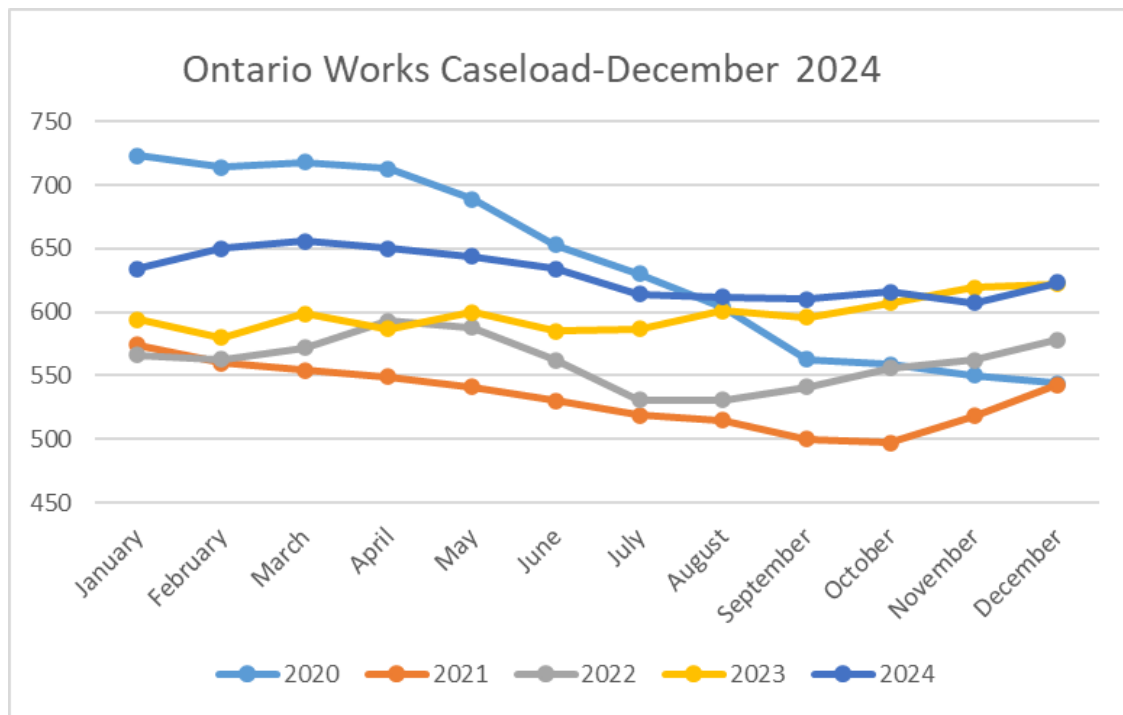
Activity	Monthly Total	YTD
Number of Child Visits	685	11,250
Number of New Children Attending	24	441
Number of Adult Visits	544	8,810
Number of Virtual Programming Events	7	107
Number of Engagements through Social Media	116	8,525
Number of Views through Social Media	22,469	177,429

Funding Sources for District Wide Childcare Spaces - December 2024

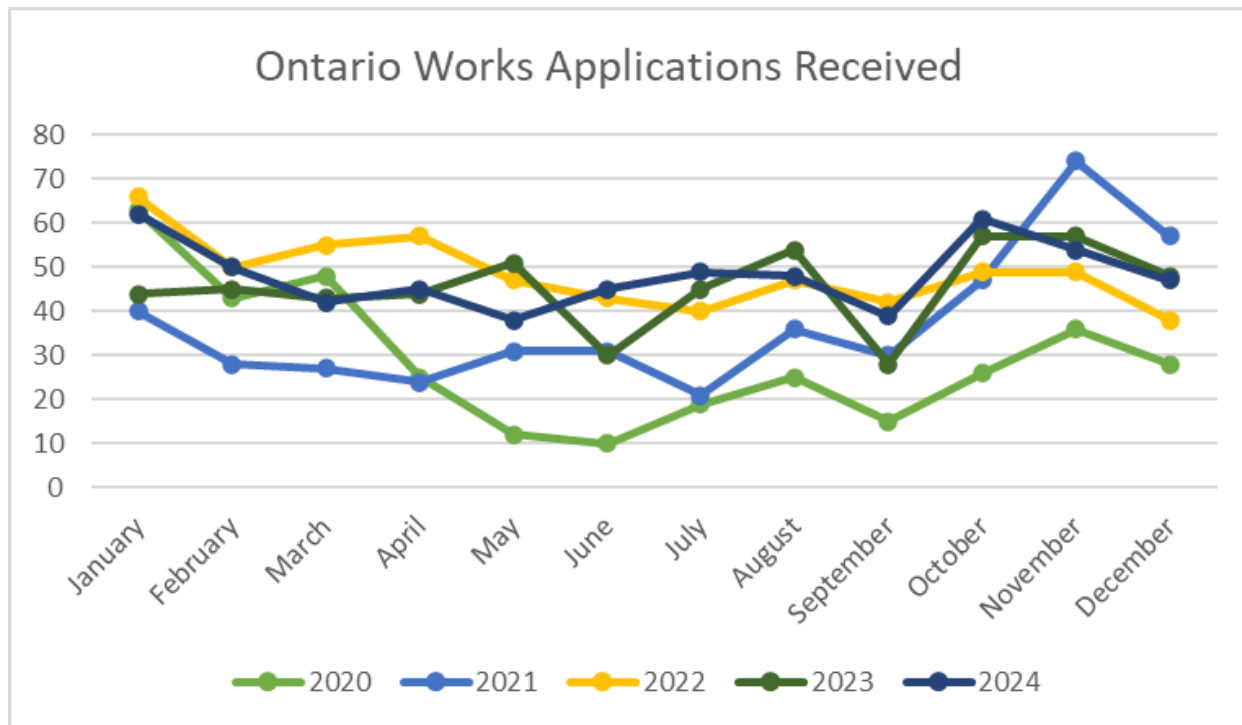
Funding Source - Active	# of Children	# of Families
CWELCC*	51	49
CWELCC Full Fee	205	203
Extended Day Fee Subsidy	3	3
Fee Subsidy	32	25
Full Fee	28	26
Ontario Works	1	1
Total	320	307

Funding Source - New	# of Children	# of Families
CWELCC*		
CWELCC Full Fee	4	4
Extended Day Fee Subsidy		
Fee Subsidy	1	1
Full Fee		
Ontario Works		
Total	5	5

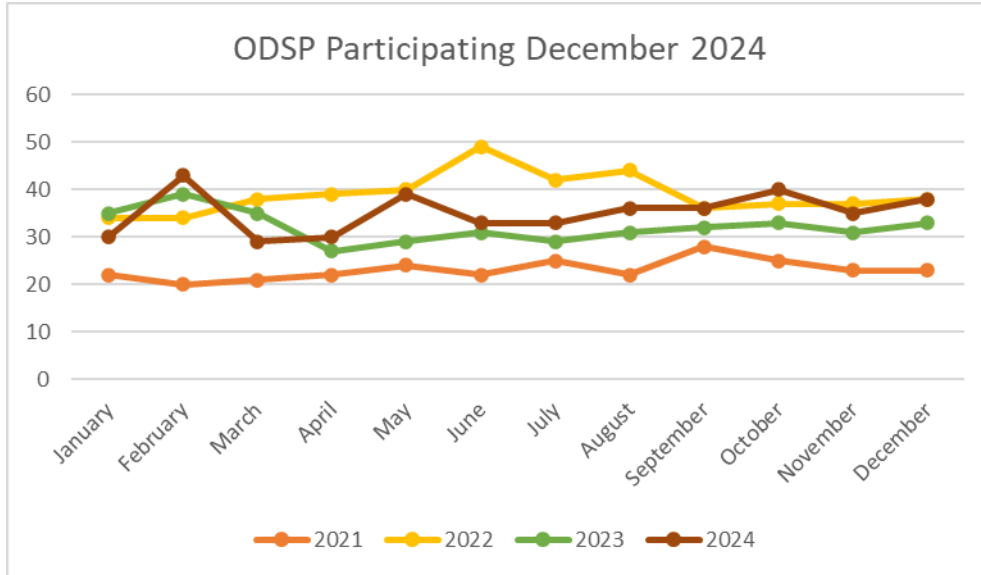
Exits	# of Children	# of Families
Fee Subsidy	1	1
CWELCC Full Fee	0	0
Extended Day Fee Subsidy	1	1
Fee Subsidy	0	0
Full Fee	0	0
Ontario Works	0	0
Total	2	2



Ontario Works Intake - Social Assistance Digital Application (SADA) & Local Office Ontario Works Applications Received

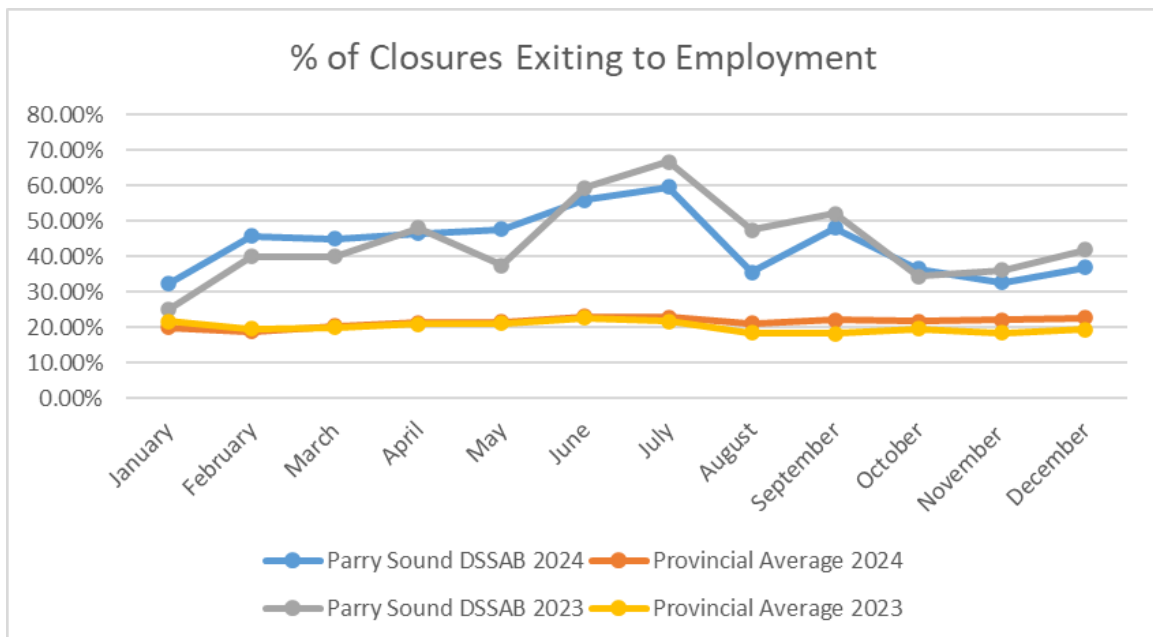


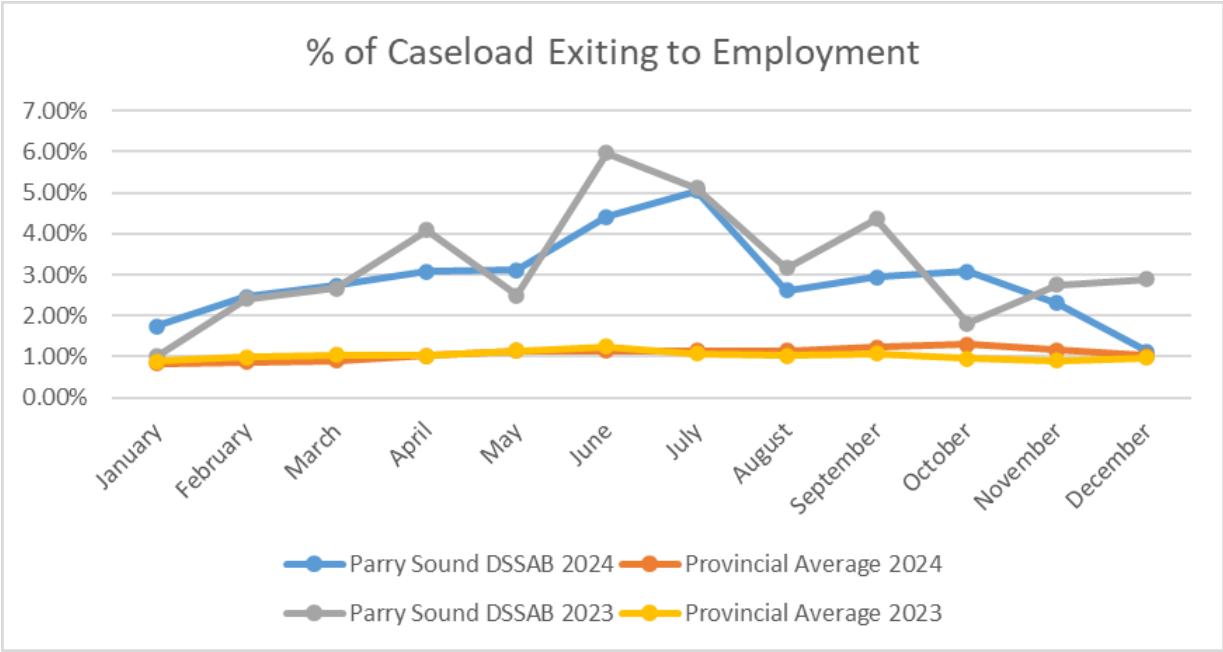
ODSP Participants in Ontario Works Employment Assistance



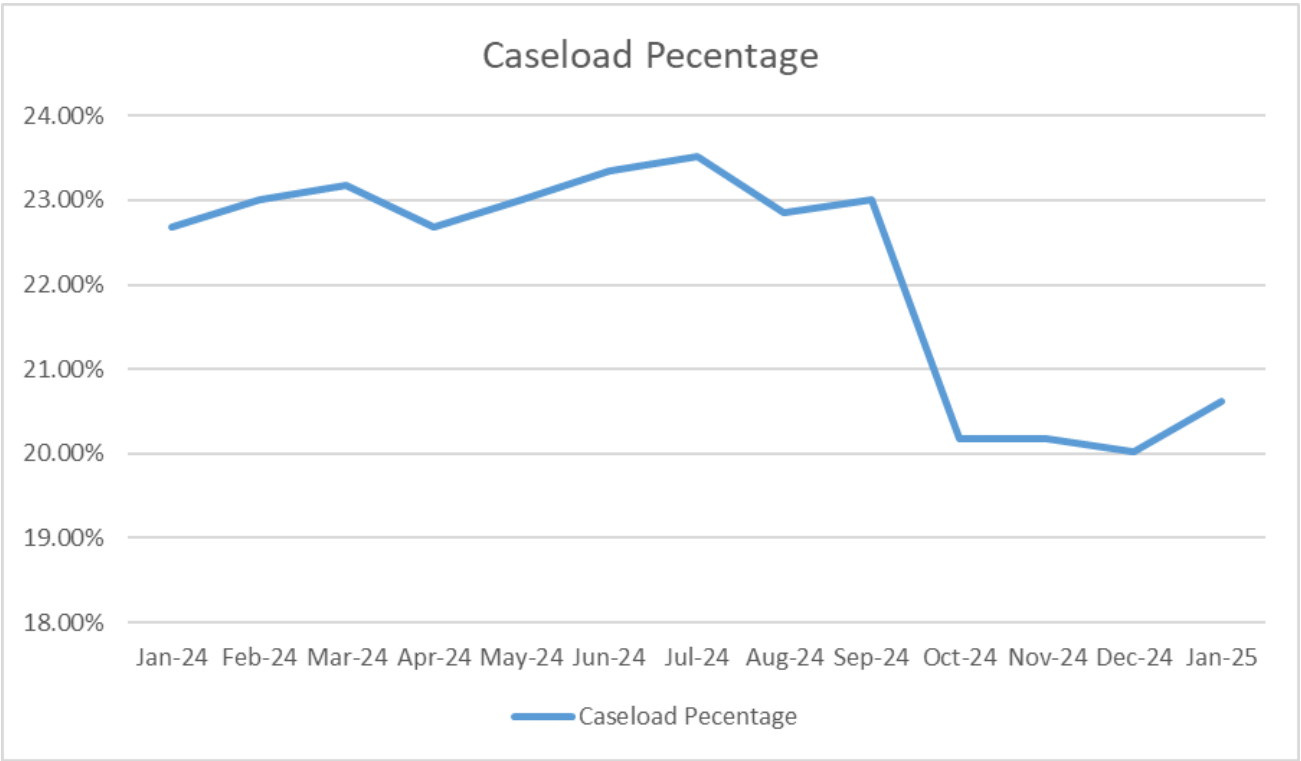
The OW Caseload continues to remain static at **623** cases. We are supporting **38** ODSP participants in our Employment Assistance program. We also have **61** Temporary Care Assistance cases. We received **47** Ontario Works Applications, 48(79%) of which were online through SADA and managed through the Ontario Works Intake Unit (formerly IBAU) in November.

Employment Assistance & Performance Outcomes



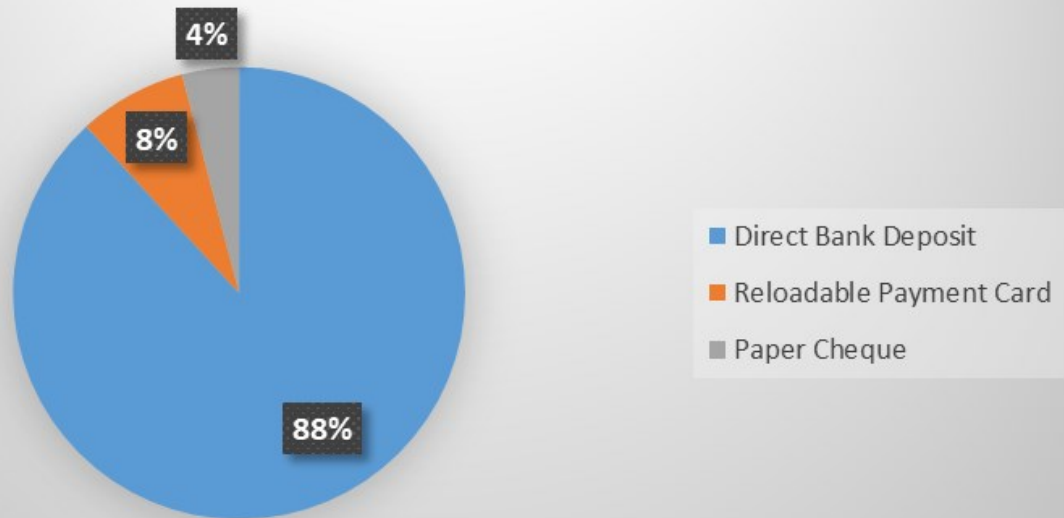


MyBenefits Enrollment 2024



DBD Enrollment

Payment Receipt Method-December 2024

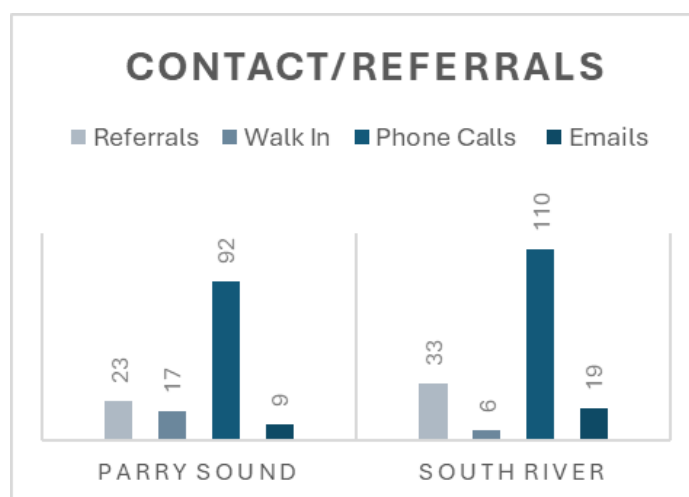


Income Support & Stability Update

Income Support and Stability Program Case Management involves the coordination of appropriate services and the provision of consistent and on-going weekly or bi-weekly supports, required by the individual to succeed in achieving and maintain life stabilization goals.

Contact / Referrals – December 2024

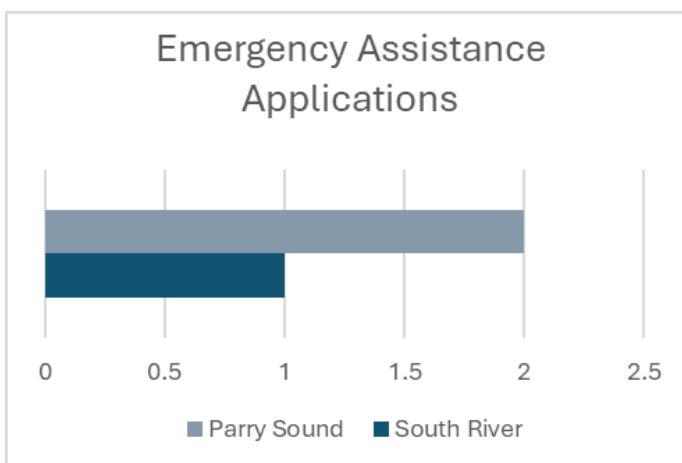
The data collected is initial contact made with a client to determine eligibility for on going support. This includes ongoing Housing Stability and Ontario Works cases.



Emergency Assistance Applications

December 2024

An application can be created when the applicant is not currently in receipt of social assistance, or not serving a period of ineligibility. Administrator also must be satisfied the applicant to the best of their ability made a reasonable effort to access other resources.



Client Referrals

Clients who identify as experiencing homelessness, or at immediate risk of homelessness

December 2024	East	West	YTD
Homeless	0	2	42
At Risk	0	1	84
Program Total (Esprit In Shelter Clients calculated in Homelessness Numbers)			125
Esprit Outreach Homeless	0	0	0
Esprit Outreach at Risk	0	0	0
Esprit in Shelter	1		3

Short Term Housing Allowance

Max of \$400 for 6 months

	Active	YTD
December	10	25

Household Income Sources and Issuance from Homelessness Prevention Programs Funding (HPP)

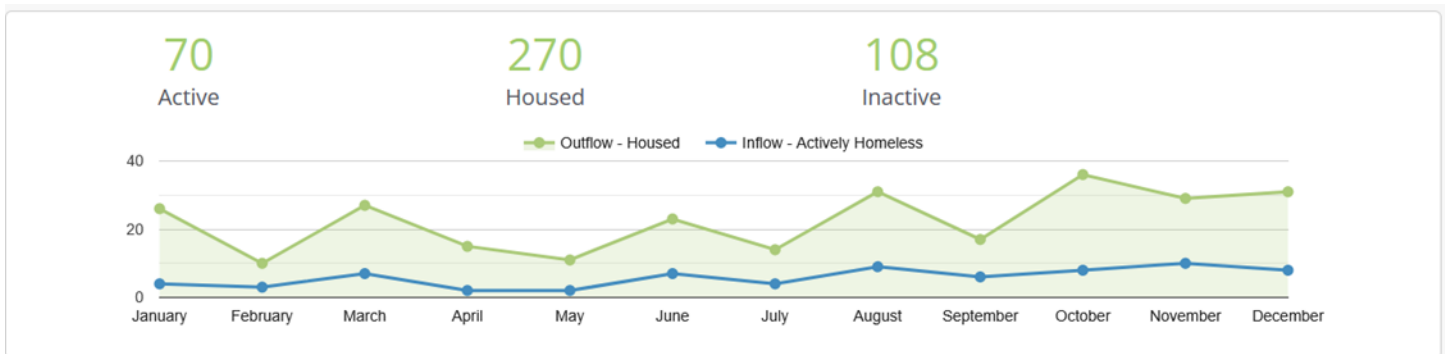
December 2024 Income Source	Total	HPP
Senior	1	\$136.98
ODSP	17	\$14,987.17
Ontario Works	12	\$9,882.60
Low Income	1	\$1,474.65
Total		\$26,481.40

December 2024 Reason for Issue	Total
Rental Arrears	\$8,051.90
Utilities/Firewood	\$4,402.40
Transportation	\$350.00
Food/Household/Misc.	\$13,229.62
Emergency Housing	\$447.48
Total	\$26,481.40

By-Name List Data

September 1, 2021– December 31, 2024

The By Name List is real-time list of all known people who are experiencing homelessness in our community that are willing to participate in being on the list and connecting with our agency for ongoing support to maintain affordable and sustainable housing. The individuals who are connected to this program are provided Intense Case Management supports with the foundations from Coordinated Access.



Housing Programs

Social Housing Centralized Waitlist Report December 2024

	East Parry Sound	West Parry Sound	Total
Seniors	48	132	180
Families	135	462	597
Individuals	494	151	645
Total	677	745	1422
Total Waitlist Unduplicated			394

Social Housing Centralized Waitlist (CWL) 2023 - 2024 Comparison Applications and Households Housing from the CWL

Month 2023	New App.	New SPP	Cancelled	Housed	SPP Housing	Month 2024	New App.	New SPP	Cancelled	Housed	SPP Housing
Jan	5	1	13			Jan	3		2	1	
Feb	5	1	10			Feb	5		11	1	
Mar	6		35			Mar	7		3	3	
Apr	11		17	6		Apr	10	1	7		
May	13	2	9	2		May	4	1	5	1	
June	9	1	2	1		June	1		15	3	
July	5	1	5	1		July	9	1	19		
Aug	14	1	3	1		Aug	9	1	21		
Sept	12		4			Sept	6		16	2	
Oct	8	1	1	4	2	Oct	6		9	4	
Nov	12		3			Nov	10	1	17	3	
Dec	1		2	3	3	Dec	11	0	7	3	2
Total	101	8	104	18	5	Total	81	5	131	21	

SPP = Special Priority Applicant

- Housing Programs saw eleven new applications to the centralized waitlist in the month of December, bringing the annual total to eighty-one new applications.
- There were seven cancelled applications in December. Two were due to no contact, and five were due to the applicant being eligible to receive Canada Ontario Housing Benefit funding.
- There were 3 applicants housed from the centralized waitlist in December. Two of those applicants held special priority placement status.

Parry Sound District Housing Corporation December 2024

Activity for Tenant Services

	Current	YTD
Move outs	2	35
Move in (centralized waitlist along with internal transfers)	2	36
L1/L2 forms	0	5
N4 Delivered to tenant or filed with the LTB– Notice of eviction for non-payment of rent	1	8
N5 Filed with the LTB– notice of eviction disturbing the quiet enjoyment of the other occupants	0	9
N6 Filed with the LTB –notice of eviction for illegal acts or misrepresenting income for RGI housing	0	0
N7 Filed with the LTB – notice of eviction for willful damage to unit	0	1
Repayment agreements (formal & informal)	3	56
No Trespass Order	0	4
Tenant Home Visits	25	382
Mediation/Negotiation/Referrals	17	190
Tenant Engagements/Education	7	67

Property Maintenance & Capital Projects

December 2024

Pest Control		3 Buildings are currently being monitored monthly for bedbugs. There are no active units currently.
Vacant Units	11	9 one-bedroom, 2- multiple bedrooms (asbestos abatement, and significant repair contributes to longer vacancy times)
Vacant Units - The Meadow View	5	1 Affordable/4 Market units available
After Hours Calls	7	Leak, furnace not working, locked out, smoke detector-batteries, Fire panel off line
Work Orders	92	Work orders are created for our staff to complete routine maintenance repairs
Purchase Orders	101	Purchase Orders are for services, and materials required outside of the Housing Operations Department
Fire Inspections	5	5 buildings were inspected
Annual Inspections	0	Huron Fire Safety Inspections completed for 50-unit building
Incident Reports	0	

Esprit Place Family Resource Centre

Emergency Shelter Services	December 2024	YTD
Number of women who stayed in shelter this month <i>This month's stats include women who were housed in a hotel</i>	0	31
Number of children who stayed in the shelter this month <i>This month's stats include women who were housed in a hotel</i>	0	14
Number of hours of direct service to women (shelter and counselling)	205	1627
Number of days at capacity	0	0
Number of days over capacity	0	0
Overall capacity %	-	-
Resident bed nights (women & children)	-	-
Phone interactions (crisis/support)	16	358

- Please note: Esprit Place closed for renovations mid April 2024. Statistics are reflective of minimum occupancy during closure preparations, but accurately reflect outreach and business day crisis line management.
- We are also currently housing 1 family of three in a transitional housing unit.

Transitional Support	December 2024	YTD
Number of women served this month	6	47
Number of NEW women registered in the program	1	18
Number of public ed/groups offered	0	1

Child Witness Program	December 2024	YTD
Number of children/women served this month	6	131
Number of NEW clients (mothers and children) registered in the program	0	11
Number of public ed/groups offered	0	3

Social Media Stats

Facebook –District of Parry Sound Social Services Administration Board	AUG 2024	SEPT 2024	OCT 2024	NOV 2024	DEC 2024	JAN 2025
Total Page Followers	642	657	671	677	682	698
Post Reach this Period (# of people who saw post)	6261	5343	2332	3032	2421	5003
Post Engagement this Period (# of reactions, comments, shares)	512	380	365	257	59	666
Facebook -Esprit Place Family Resource Centre	AUG 2024	SEPT 2024	OCT 2024	NOV 2024	DEC 2024	JAN 2025
Total Page Followers	196	198	199	209	214	214
Post Reach this Period (# of people who saw post)	1782	275	124	3103	3304	608
Post Engagement this Period (# of reactions, comments, shares)	91	32	11	151	119	12
DSSAB LinkedIn Stats https://bit.ly/2YyFHIE	AUG 2024	SEPT 2024	OCT 2024	NOV 2024	DEC 2024	JAN 2025
Total Followers	485	488	492	501	503	515
Search Appearances (in last 7 days)	184	90	64	10	52	40
Total Page Views	26	84	69	55	50	32
Post Impressions	1241	243	154	1800	1416	2342
Total Unique Visitors	13	41	38	23	14	18
Instagram - Esprit Place Family Resource Centre https://www.instagram.com/espritplace/	AUG 2024	SEPT 2024	OCT 2024	NOV 2024	DEC 2024	JAN 2025
Total Followers	85	93	93	97	97	99
# of accumulated posts	27	36	37	53	59	61