



Chief Administrative Officer's Report

June 2022

Mission Statement

To foster healthier communities by economically providing caring human services that empower and enable the people we serve to improve their quality of life.



WPSHC Town Hall

On May 30th, I had the pleasure of participating in a virtual Town Hall lead by West Parry Sound Health Centre that welcomed our elected representatives and municipal partners to discuss local health related matters. We were able to highlight the strong mutually beneficial and innovative partnerships that the DSSAB has both formally and informally with WPSHC. In addition this COVID-19 prevention & containment, Consolidation of Long Term Care, and the status of our local Ontario Health Team application was discussed. Thank you to the WPSHC for holding this town hall and for including us in the discussion.

The Meadow View Grand Opening

On May 17th, we held the official grand opening at The Meadow View. The event was well attended and included a mix of community members, politicians, media, those involved with the planning and construction of building, residents of The Meadow View and some of our Board members. Thank you to Gail Finnon, Ted Knight, Peter McIsaac, Jerry Brandt, and Rick Zanussi who joined us for the event. Attendees were invited to tour the facility during the open house that was held following the ceremony.

We were delighted to welcome several dignitaries to speak. These speakers included:

- Rick Zanussi, Chair of N.O.A.H, Inc. & Board Chair of the District of Parry Sound Social Services Administration Board
- Matthew Sookram, representative from the office of The Honourable Anthony Rota, MP for Nipissing-Timiskaming and Speaker of the House of Commons
- Mayor Peter McIsaac, Municipality of Powassan
- MPP Vic Fedeli, MPP for Nipissing, Minister of Economic Development, Job Creation and Trade

Recognized for their involvement in this project were John Demeis and his team at Descon Construction, Marcus Wheeler and his team at Bertrand Wheeler Architecture Inc, and Bill Bacon and the team from Housing Services Corporation who proved to be reliable, competent partners in this project, keeping up with tight timelines and twists and turns along the way.

Tribute was also paid to recognize the past and present members of the N.O.A.H Board for their perseverance and work on this project to date. As a show of appreciation, a plaque was presented and now hangs at the building's entry. Appreciation was noted for DSSAB staff for taking on this project and seeing it to completion.

Housing & Homelessness Annual Report 2021/2022

Appendix A is the Housing & Homelessness Annual Report for 2021/2022. The update highlights the achievements accomplished throughout the year, that are reflective of our priorities outlined in the Housing and Homelessness 5-Year Plan.

Communications Strategy

Work has begun on the development of a Communications Strategy for the DSSAB. Identified as a priority in the 2021-2026 Strategic Plan, the Communications Strategy will highlight the current environment, and outline plans for future communications that foster public awareness, engagement, and advocacy. In addition, this plan will strive to position the organization as the employer of choice. The plan will look at tactics for internal communication with staff, and external communication with partners, media, the general public, and the people we serve. In June, an environmental scan will be completed through public input surveys, and one-on-one interviews.

Valuable information on communications was collected from the area’s municipal CAO’s, partners, and staff last year during the Strategic Planning process, which will be reviewed and included in this re-search. As a whole, these findings will identify measurable tools to gauge future successes. The develop-ment of the plan will occur this summer with the goal of presenting a draft to the Board this fall.

Recent Media Coverage

- May 15, 2022 - [Community services in the Parry Sound area are feeling the impact as families struggle with inflation](#)
- May 17, 2022 - [50-unit seniors complex officially opens in Powassan](#)
- May 18, 2022 - [New seniors apartments in Powassan get a thumbs up from 87-year old](#)
- May 30, 2022 - [Almaguin, Parry Sound Community Paramedicine program eases burden on local health care system](#)

Social Media

Twitter Stats

Link to the DSSAB’s Twitter page - <https://twitter.com/psdssab>

District of Parry Sound Social Services Administration Board – Twitter Page	Dec. 2021	Jan. 2022	Feb. 2022	Mar. 2022	Apr. 2022	May 2022
Total Tweets	1	6	10	2	3	6
Total Impressions	51	170	371	178	235	217
Total Profile Visits	123	68	324	54	37	230
Total Followers	10	10	15	15	15	16
Total Mentions	-	-	-	-	-	5

LinkedIn Stats – used primarily for HR recruitment & RFP/Tender Postings

Link to the DSSAB’s LinkedIn page – <https://bit.ly/2YyFHIE>

District of Parry Sound Social Services Administration Board – LinkedIn	Dec. 2021	Jan. 2022	Feb. 2022	Mar. 2022	Apr. 2022	May 2022
Total Followers	22	27	39	43	50	53
Search Appearances (in last 7 days)	-	224	317	336	215	277
Total Page Views	10	55	83	28	13	21
Post Impressions	-	109	557	170	160	123
Total Unique Visitors	5	22	33	6	10	12

Facebook Stats

District of Parry Sound Social Services Administration Board	Jan. 2022	Feb. 2022	Mar. 2022	Apr. 2022	May 2022
Total Page Followers	289	304	309	331	343
Post Reach this Period (# people who saw post)	4,487	3,589	1,154	5,194	8,396
Page Views this Period	122	87	61	60	104
Post Engagement this Period (# reactions, comments, shares)	566	445	62	412	854

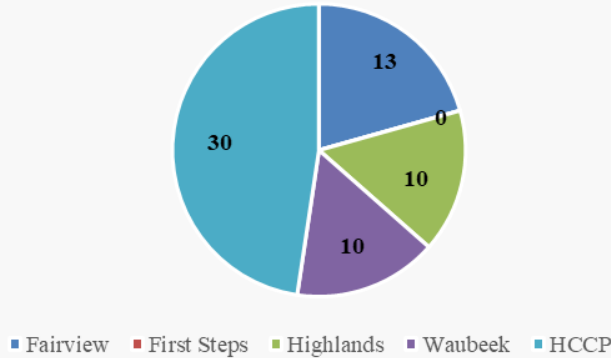
Esprit Place Family Resource Centre	Jan. 2022	Feb. 2022	Mar. 2022	Apr. 2022	May 2022
Total Page Followers	110	117	118	118	18
Post Reach this Period (# people who saw post)	46	1,029	461	54	48
Page Views this Period	14	26	7	7	8
Post Engagement this Period (# reactions, comments, shares)	1	82	12	2	2
The Meadow View (NOAH)	Jan. 2022	Feb. 2022	Mar. 2022	Apr. 2022	May 2022
Total Page Followers	380	441	423	432	445
Post Reach this Period (# people who saw post)	9,098	13,328	3,192	1,098	7,320
Page Views this Period	379	488	117	250	522
Post Engagement this Period (# reactions, comments, shares)	2,139	2,455	399	133	877

Licensed Child Care Programs

Total Children Utilizing Directly Operated Child Care in the District April 2022						
Age Group	Fairview ELCC	First Steps ELCC	Highlands ELCC	Waubeek ELCC	HCCP	Total
Infant (0-18m)	2	0	3	4	13	22
Toddler (18m-30m)	15	9	11	21	21	77
Preschool (30m-4y)	21	17	19	37	41	135
# of Active Children	38	26	33	62	75	234

Licensed child care programs are increasing their outdoor programming now that the weather is improving, and we are able to expand our programs to include more natural materials as the Ministry of Education and the District Health Unit removes COVID restrictions within our programs. Staff are eager to introduce more active play opportunities that will encourage the children to be inquisitive about their environment.

Directly Operated Child Care Waitlist By Program



There has been a slight increase in the waitlists for most programs as families are calling to enquire about the pending fee reductions and the roll out of the Canada-Wide Early Learning and Child Care System.

School Age Programs

April 2022		
Location	Enrollment	Waitlist
Mapleridge After School	11	0
St. Gregory’s After School	16	0
St. Gregory’s Before School	12	0
Sundridge Centennial After School	13	0
Sundridge Centennial Before School	6	0
Magnetawan Central After School	18	0
Land of Lakes After School	7	0
Home Child Care	15	3
# of Active Children	98	3

The School Age Program will be offering a 9-week full-day licensed summer program at two locations this coming July and August. Working with the Near North District School Board, the programs will be located at Mapleridge in Powassan and Centennial in Sundridge. Each location will be licensed for a maximum of 30 children and will be staffed with 2 Registered ECE’s and 1 summer student. The new outdoor classroom at Centennial will be the home base for that location and staff will be setting up a mobile outdoor classroom for the Mapleridge program.

OLAF

OLAF Fee Subsidy Applications					
2021	Eligible	Not Eligible	2022	Eligible	Not Eligible
January	1	7	January	2	4
February	0	5	February	2	6
March	1	6	March	0	5
April	0	6	April	0	3
May	0	3	May		
June	4	11	June		
July	0	3	July		
August	1	7	August		
September	1	5	September		
October	1	3	October		
November	0	3	November		
December	1	4	December		

Total Children by Funding Source for April 2022

Active	# of Children	# of Families
After-school Program Fee Subsidy	25	24
Fee Subsidy	143	135
Full Fee	211	199
Ontario Works	7	7
TOTALS	386	365
New	# of Children	# of Families
After-school Program Fee Subsidy	1	1
Fee Subsidy	7	6
Full Fee	2	2
Ontario Works	3	3
TOTALS	13	12
Exits	# of Children	# of Families
After-school Fee Subsidy	2	2
TOTALS	2	2

Inclusion Support Services

April 2022							
Age Group	EarlyON	Licensed Early Learning & CCC's	Monthly TOTAL	Year-to-Date TOTAL	Waitlist	New Referrals	Discharges
Infants (0-18m)	0	0	0	0	0	0	0
Toddlers (18m-30m)	2	21	23	23	2	2	0
Preschool (30m-4 y)	2	25	27	41	5	1	0
School Age (4y+)	5	19	24	27	2	0	0
Monthly TOTAL	9	65	74	-	9	3	0
Year-to-Date TOTAL	10	65	-	91	19	30	17

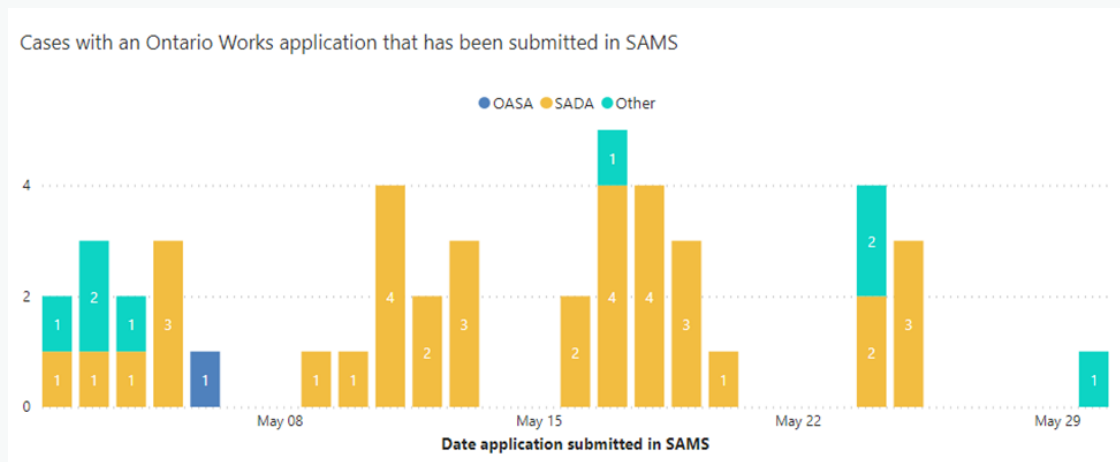
This past month has seen an 11% increase in licensed child care centre referrals to the Inclusion Support Services program. The Ministry of Education has notified all Special Needs Resourcing Programs in receipt of their funding, that a revised service model will be shared in the fall of 2022 and will be effective January 2023. The new service model will be reflective of the *Child Care and Early Years Act* 5-year review that has now been completed and will be based on the most current research in the field of child care inclusionary practices.

EarlyON Child and Family Programs

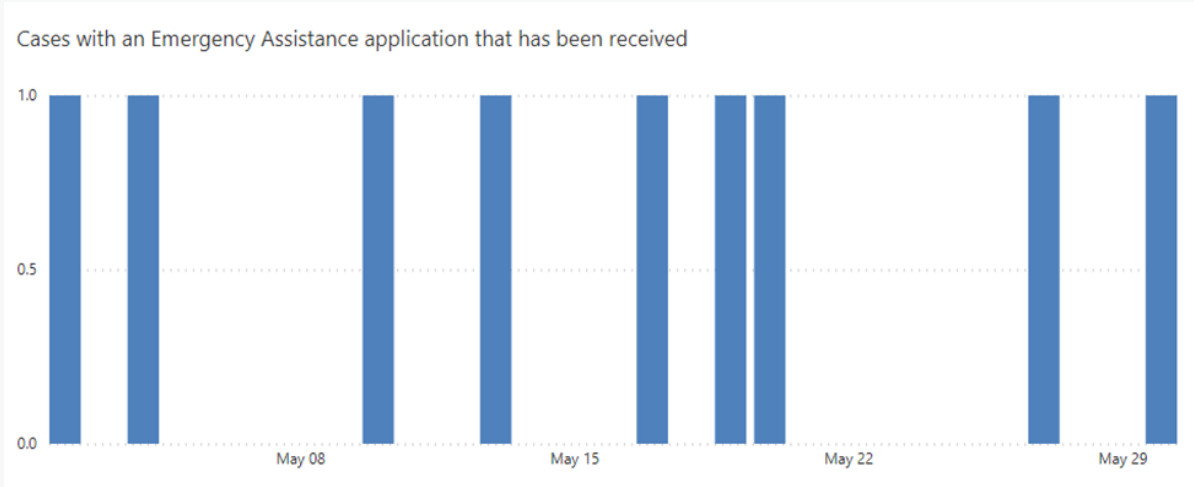
April 2022		
Activity	April	Year-to-Date
Number of Children Attending	436	771
Number of New Children Attending	87	257
Number of Families Visiting	352	632
Number of New Families Visiting	75	214
Number of Virtual Programming Events	12	63
Number of Family Engagements with Virtual Events	328	2,484

In-person programming continues to expand to include most of the community-based satellite locations across the district and families have been ecstatic that they are now able to connect with other local families and the EarlyON facilitators. As the weather improves, there will be outdoor programming offered across the district. The program continues to engage those families unable to participate in the satellite programs through social media and scheduled events using the Teams App.

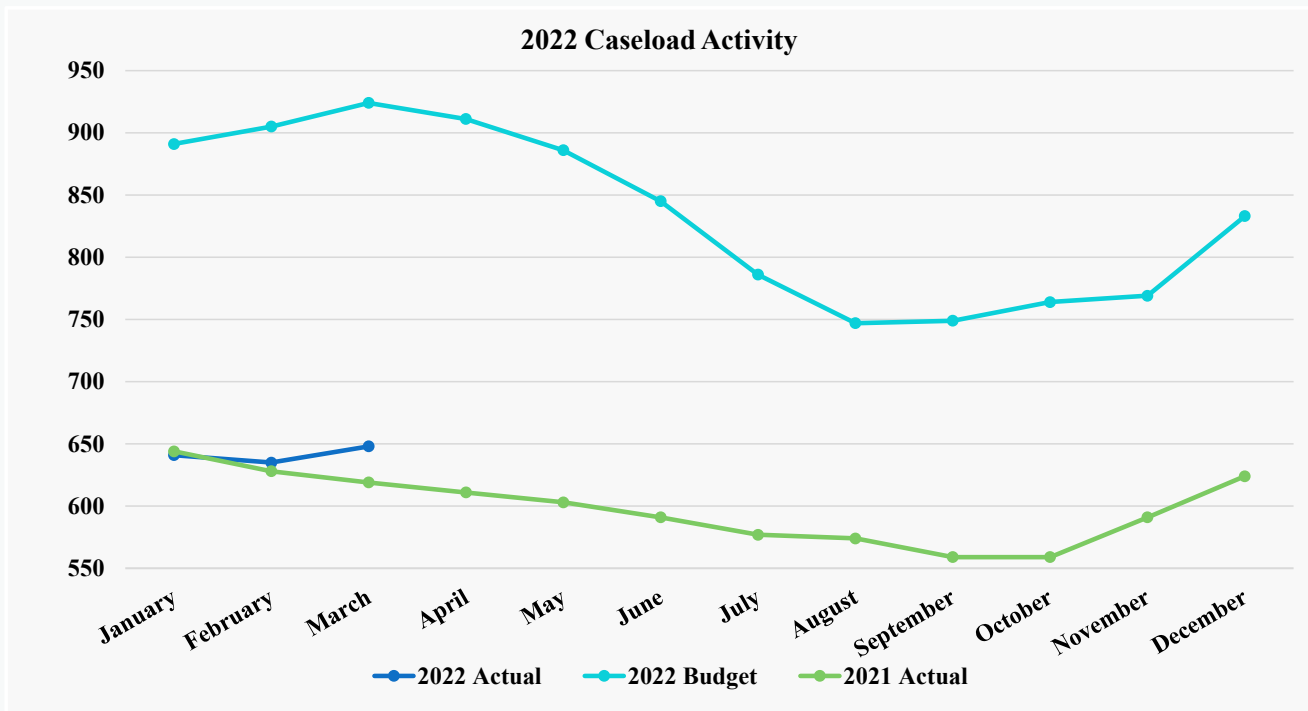
Social Assistance Digital Application (SADA) & Centralized Intake - May 2022



***Yellow bars represent applications received by Intake and Benefits Administration Unit. Some of these applications may still be completed by local staff. Green and blue bars represent applications completed solely by local staff. Data from the Tracking the Impacts of COVID-19 report and Centralized Intake Report. ***



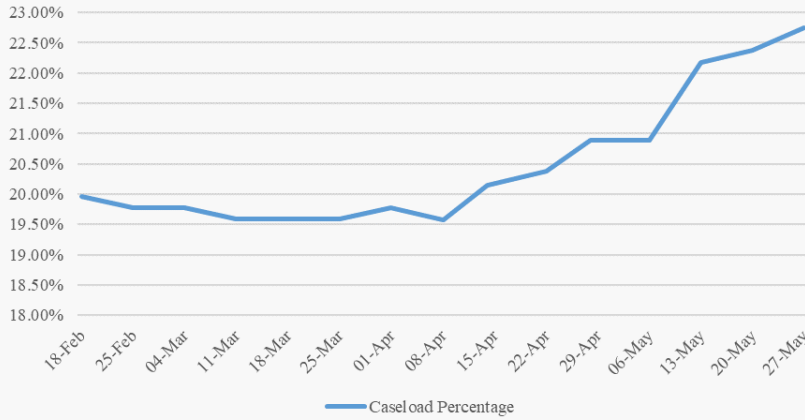
Ontario Works Caseload



LEGEND	JAN	FEB	MAR	APR	MAY	JUNE	JULY	AUG	SEPT	OCT	NOV	DEC
2022 Actual	641	635	648									
2022 Budget	891	905	924	911	886	845	786	747	749	764	769	833
2021 Actual	644	628	619	611	603	591	577	574	559	559	591	624

MyBenefits Enrollment 2022

MyBenefits Enrollment by Week



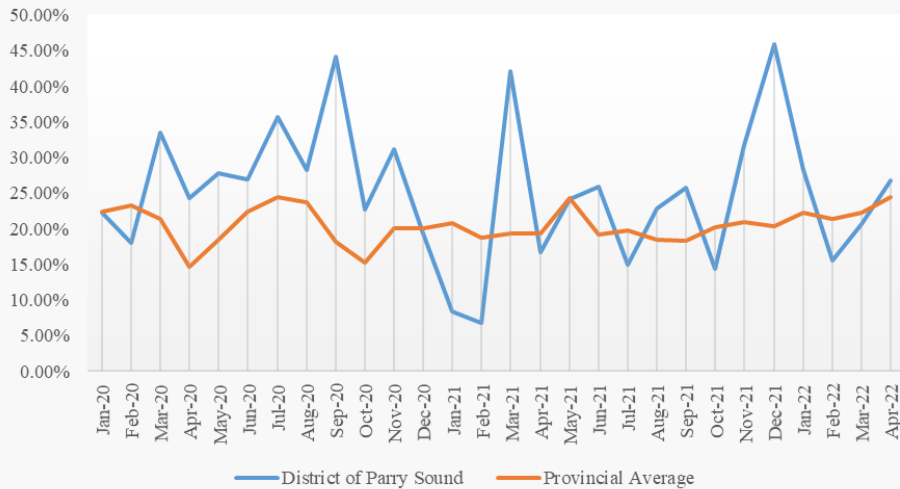
How many clients are using MyBenefits Messaging?

Total unique clients using MyBenefits Messaging from 1 Jan. 2022 to 30 Apr. 2022

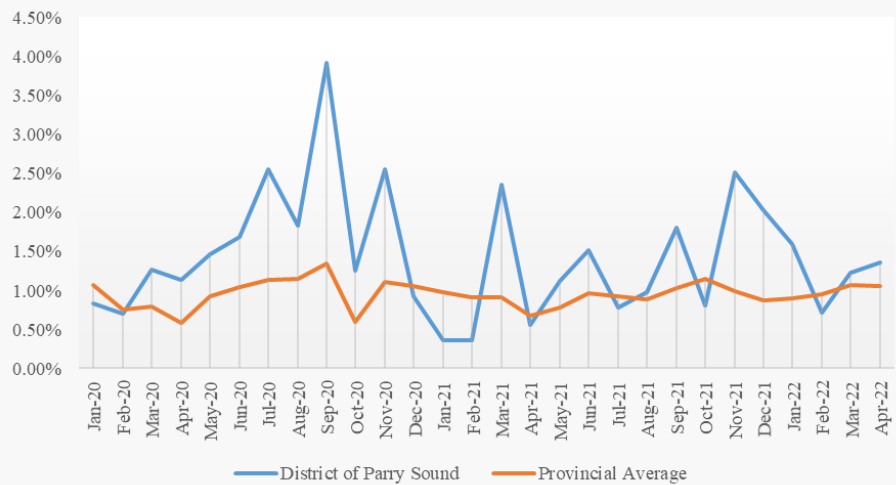
26

Employment Assistance Performance Outcomes

% of Closures Exiting to Employment



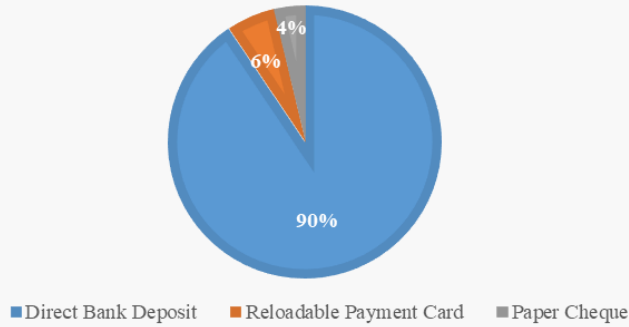
% of Caseload Exiting to Employment



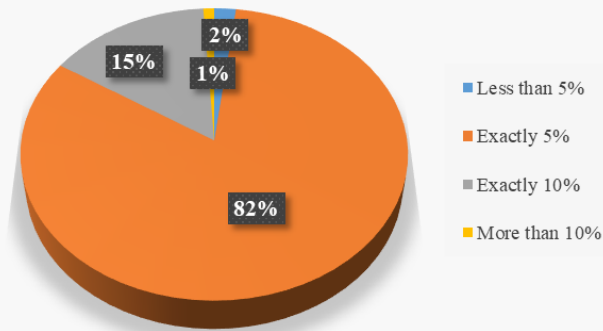
CMSM/DSSAB	Percentage of caseload with employment earnings	Average monthly employment earnings per case	Percentage of caseload exiting to employment	Percentage of terminations exiting to employment	Percentage of caseload terminated	Average number of business days from screening to financial eligibility decision
Parry Sound DSSAB	7.4%	\$797.34	1.3%	26.7%	5.1%	3
Province	9.1%	\$877.70	1.0%	24.4%	4.3%	4

Direct Bank Deposit Enrollment

Payment Receipt Method-April 2022



Overpayment Recovery Rate - April 2022



Homelessness Prevention Program - Community Relations Workers

For the month of April 2022

Support

All services performed, provided, or arranged by the Homelessness Prevention Program staff to promote, improve, sustain, or restore appropriate housing for individuals active with the Homelessness Prevention Program, periodically within the month, not requiring intense case management.

Income Source	East	West
Senior	4	5
ODSP	7	22
Ontario Works	4	9
Low Income	8	16

Intense Case Management

Intense Case Management involves the coordination of appropriate services and the provision of consistent and on-going weekly supports, required by the individual to obtain and sustain housing stability.

Income Source	East	West
Senior	10	5
ODSP	7	19
Ontario Works	3	6
Low Income	4	12

Contact/Referrals

	East	West	YTD
Homeless	2	3	23
At Risk	1	1	25
Esprit Outreach Homeless	0	1	3
Esprit Outreach at Risk	1	2	12
Esprit in Shelter	2		4
Program Total			67

Short Term Housing Allowance

Month	Active	YTD
April	13	35

Housing Stability: Household Income Sources and Issuance from CHPI

Income Source	Total	CHPI	Reason for Issue	Total
Senior	3	\$323.01	Utilities/Firewood	\$854.31
ODSP	11	\$1,194.95	Transportation	\$528.43
Ontario Works	4	\$724.64	Food/Household/Misc.	\$545.00
Low Income	2	\$928.04	Emergency Housing	\$1,242.90
			Total	\$3,170.64

Ontario Works: Household Income Sources and Issuance from CHPI

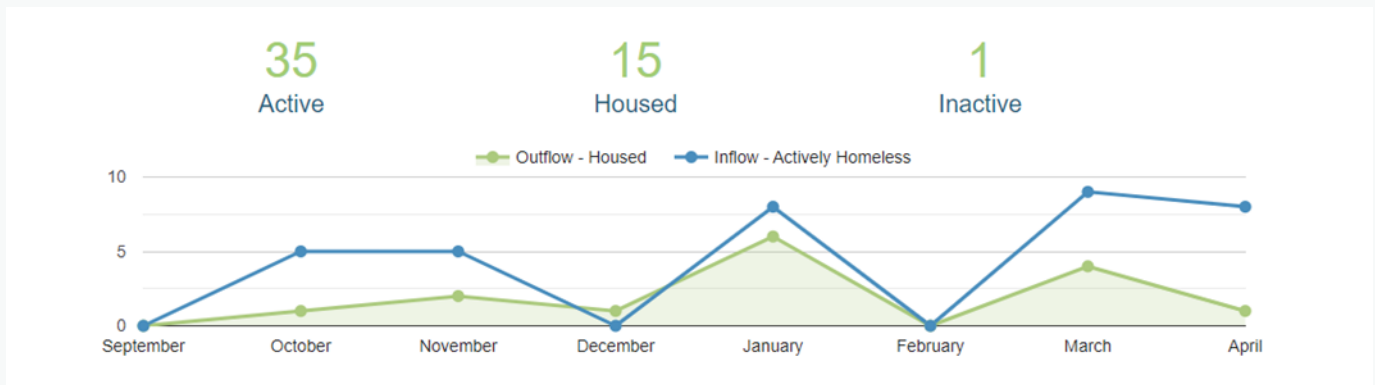
Income Source	Total	CHPI	Reason for Issue	Total
Senior	2	\$2,120.00	Rental Arrears	\$36.00
ODSP	19	\$10,230.64	Utilities/Firewood	\$3,596.03
Ontario Works	12	\$9,235.24	Transportation	\$232.55
			Food/Household/Misc.	\$18,903.78
			Emergency Housing	\$1,754.23
			Total	\$24,522.59

Hotel Project

April 2022	Mid Town (Parry Sound)	Year-to-Date Total	Caswell (Sundridge)	Year-to-Date Total
Adults	17	22	6	9
Children	1	1	1	1
Total	18	23	7	10

This chart represents the number of people who stayed in one of the hotel projects in the month of April

By-Name List Report - April 2022



A By-Name List is a real time list of all people experiencing homelessness in our community who would like to receive assistance to access housing services and supports. This is an ongoing process with people being added to the list as they connect or re-connect. The list will be created by conducting a Point-in Time Count which includes collecting demographic information about people experiencing homelessness using a set of 17 common questions that align with the enumeration approach used by the federal Reaching Home Program.

A people-centered approach to the By-Name List process will consider individual needs and promote safety, including cultural safety and cultural appropriate responses and practices. People and their experiences and stories are vital to conducting both enumeration (Point-in Time Count) and the By-Name Lists.

Housing Programs Centralized Waitlist

Social Housing Centralized Waitlist Report - April 2022			
	East Parry Sound	West Parry Sound	Total
Seniors	25	108	133
Families	163	443	606
Individuals	450	222	672
Total	638	773	1,411
Total Waitlist Unduplicated			483

Social Housing Centralized Waitlist (CWL) 2021 - 2022 Comparison

Applications and Households Housed from the CWL

2021	New App	New SPP	Cancelled	Housed	SPP Housed	2022	New App	New SPP	Cancelled	Housed	SPP Housed
Jan	4		5	5	1	Jan	5			1	
Feb	12	3	3	2		Feb	9	1	2		
Mar	8		4	1	1	Mar	12		5	2	1
Apr	9		6	1		Apr	12	1	1		
May	8	1	3	1		May					
June	8	1	4	1	1	June					
July	7			1		July					
Aug	9		1	2		Aug					
Sept	22		5			Sept					
Oct	16	1	6	1		Oct					
Nov	9		16	2		Nov					
Dec	9		2	2		Dec					
Total	121	6	55	19	3	Total	38	2	8	3	1

SPP = Special Priority Applicant

- We had 12 new applicants to the centralized waitlist this month, one of those applicants were approved for SPP Status
- A total of 4 applications were reinstated due to refusing an offer of accommodation and requesting to be placed back on the centralized waitlist with a new application date, moving them to the bottom of their requested lists; they are not reflected in the # of new applications listed
- There was only 1 application cancelled this month; the applicant cancelled as our area was too far from where they are currently living

Parry Sound District Housing Corporation

Activity for Tenant and Maintenance Services April 2022

Action	Current	Year-To-Date
Move outs	1	7
Move ins	7	11
L1/L2 Forms	1	2
N4 – notice of eviction for non payment of rent	1	5
N5 – notice of eviction for disturbing the quiet enjoyment of the other occupants	3	4
N6 - notice of eviction for illegal acts or misrepresenting income for RGI housing	0	0
N7 –notice of eviction for willful damage to unit	0	0
Repayment Agreements	0	11
No Trespass Order	0	0

Capital Projects - April 2022

Local Housing Corporation and DSSAB Buildings

Progressing with assistance from Housing Services Corporation on the following projects:

- Roselawn, South River - drainage
- Highlands, Emsdale - water/mechanical systems
- Burk’s Falls & South River - duplex renovations
- Esprit expansion

Current Challenge

Difficulty securing contractors/labourers as well as materials since they are often backordered. Obtaining quotes from contractors , as per our Procurement Policy, is presenting a challenge. We continue to complete capital projects, however, this is taking longer then typically expected.

Esprit Place Family Resource Centre

Emergency Shelter Services	April 2022	Year-to-Date
Number of women who stayed in shelter this month (may be duplicated within the month or year)	8	20 Number of women who stayed in the shelter this year who were unique to the shelter (unduplicated)
Number of children who stayed in the shelter	2	8
Direct service hours to women (shelter & counselling)	74	273
Resident bed nights (women & children)	167	572
Occupancy rate	56%	47.5%
Days at capacity	0 (COVID capacity)	12
Days over-capacity	0	0
Phone interactions (crisis/support)	31	140

Outreach Services		
	April 2022	Year-to-Date
Number of women served this month	11	47
Number of women registered in the program	3	29

Transitional Support		
	April 2022	Year-to-Date
Number of women served this month	2	11
Number of NEW women registered in the program	1	12

Child Witness Program		
	April 2022	Year-to-Date
Number of children served this month	13	50
Number of children registered in the program	1	23
Number of public ed/groups offered	1	1

2021-2022

District of Parry Sound Housing and Homelessness Annual Report



Housing Programs

**Parry Sound District
Housing Corporation**

**Housing Stability
Program**

**Esprit Place Women's
Shelter**

www.psdssab.org

District of Parry Sound



Social Services
Administration Board

Table of CONTENTS

- 3** Letter from the Board Chair
- 4** Enumeration 2021
- 6** Tenant & Maintenance Services
- 7** Housing Stability Program 2021
- 8** Housing Programs
- 9** Esprit Place Family Resource Centre
- 10** Food Programs Update
- 11** Appendix A



On behalf of the District of Parry Sound Social Services Administration Board, I am pleased to present our 2021/2022 Housing and Homelessness Annual Report.

The District of Parry Sound’s first Housing and Homelessness Plan in 2013, and its subsequent 5-year plan update in 2019, identified housing needs and priorities for the district. This scan of our community provided an excellent starting point and encouraged collaboration and information sharing with our partners to provide better housing and homelessness support to our communities. Over the last year, great strides have been made to strengthen these partnerships, and staff continue to look for opportunities for new collaboration.

This year’s annual review summarizes our current progress, while bringing awareness to issues that are emerging throughout the district. It helps to ensure that we remain focused and in line with provincial policies, evidence informed practices, and evolving community needs.

This year, I’m particularly excited for the upcoming work that will enhance the capacity of our Violence Against Women shelter, Esprit Place Family Resource Centre. Through the Social Services Relief Fund (SSRF4), the shelter will undergo construction in 2022 that will see the addition of 5 bedrooms and 5 bathrooms. This expansion will enable us to support more women in the community, provide autonomy, reduce the risk of transference (trauma, illness) and support social distancing within congregate settings.

In September 2021, the Board approved our new 5-year Strategic Plan which is now the cornerstone that will inform, guide, and measure our progress on key priorities. At the heart of the plan is our commitment to supporting a healthy and empowered community.

Regardless of the ongoing shortage of housing throughout the Province of Ontario, and the inherent challenges in ending chronic homelessness, the District of Parry Sound remains focused on targeting available funds and opportunities to increase access to affordable and supportive housing options locally, while collaborating with partners and working towards a holistic approach to the delivery of human services.

I commend staff for their efforts over the past year, but they cannot do this alone. To progress we must look to the power of collaboration, specifically with our incredible community partners and collaborative tables that work tirelessly to move the housing agenda forward. I look forward to watching our community work together and gather momentum as we face the challenges ahead.

Sincerely,

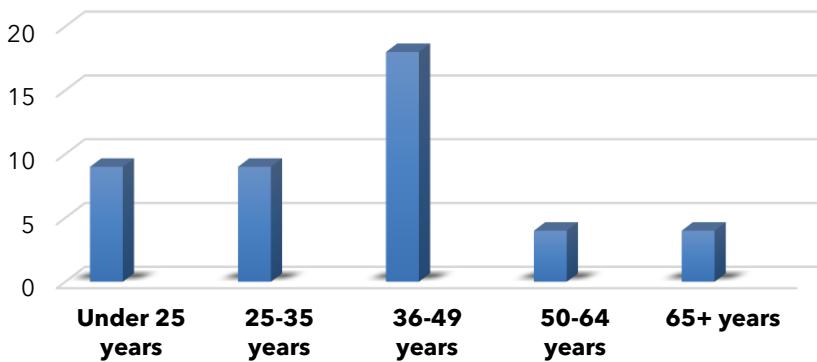
Rick Zanussi, Board Chair
District of Parry Sound Social Services Administration Board

Enumeration 2021

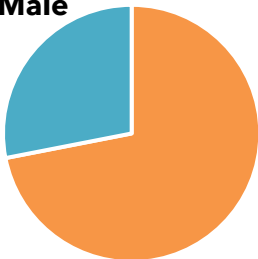
87 People in the District of Parry Sound were experiencing homelessness on September 14, 2021

*The results of this summary highlight the responses of the 44 people that consented to the enumeration survey.

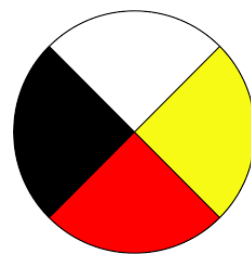
Age



39% Male



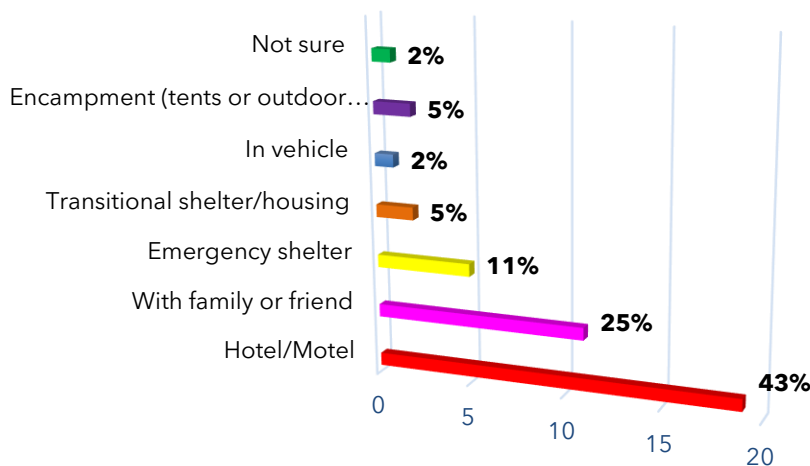
61% Female



20%

Identified as Indigenous

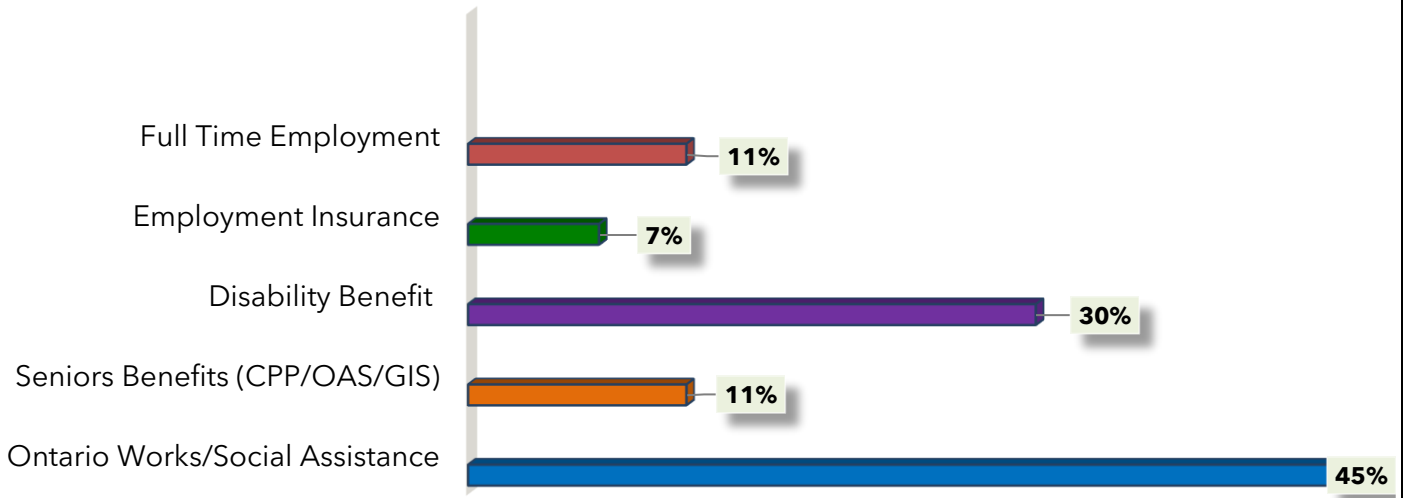
Where are you staying tonight?



On September 15, 2021, the District of Parry Sound Social Services Administration Board (DSSAB) conducted a district wide Homelessness Enumeration, which surveys those experiencing homelessness. Enumeration provides a community-wide measure of homelessness, identifying service needs and informing plans to prevent and reduce homelessness. This is a snapshot of the information that was collected, please visit our website for more details.

www.psdssab.org

Source of Income



41%
Reported having a medical condition



44%
Reported having a learning or cognitive limitation




24%
Reported having a substance abuse issue



34%
Reported having a physical limitation



54%
Reported having a mental health issue



68%
Reported having a family doctor



21%
Reported having been in foster care or a youth group home as a child



9%
Reported experiencing homelessness with children



Parry Sound District Housing Corp. Tenant & Maintenance Services

2021 proved to be a very busy year for us. We've had a high unit turnover rate which has rolled over into 2022.

Tenant engagement moved from in person to newsletters and information sharing from Community Partners. We have just begun to reopen our common rooms and welcome Community Partners such as The Friends and Paramedicine back for regular programming.

Tenant Services continues to work alongside Maintenance to assist our at-risk tenants with getting on track with fire safety issues, garbage, property standards, as well as education and service coordination.

The team continues to work with at-risk tenants with service coordination to get home care, basic needs, and occasionally meals covered to assist the tenants with independent living.

A frequent part of service coordination is working alongside the hospital discharge planners and occupational therapists for return to home for tenants who have recently been in hospital.

Highlights


Tenant & Maintenance Services have made a conscious effort to update our units so that they are more modern and efficient. We have updated switches and plugs along with appliances and heaters.

* In 2021, we completed 1,362 work orders for maintenance and repairs.

The Meadow View

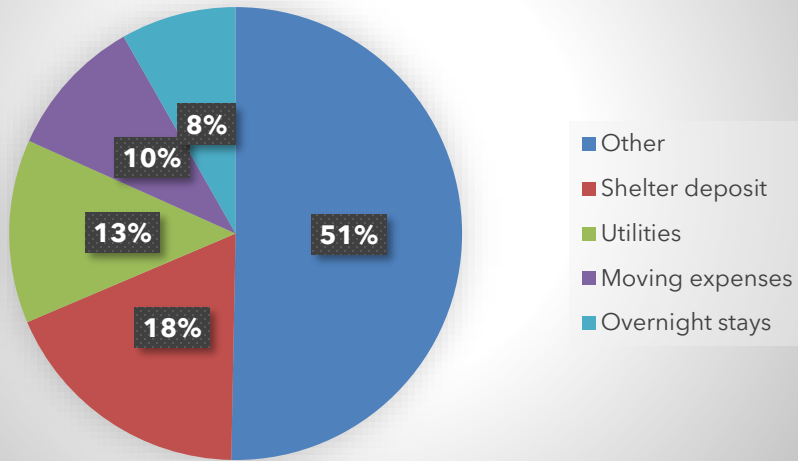


The DSSAB Board along with our Housing department has been working alongside N.O.A.H and assisting with Property Management of the new 50 unit build in Powassan. This beautiful building is a mixture of Affordable and Market units. More information about this building can be found at www.themeadowview.ca



Housing Stability Program 2021

Top 5 Reasons for CHPI Issuance in 2021



* Other may include but is not limited to: supports to obtaining housing, emergency home repair, food and/or transportation etc.

The Community Homelessness Prevention Initiative (CHPI) provides funding to support low-income people, and people on fixed incomes. CHPI funding is used to help keep clients housed or prevent homelessness.



The Housing Stability Program (HSP) took advantage of the Covid pandemic to adapt our programming to find creative solutions to help clients.

Our team continued to meet with clients face-to-face with suitable safety measures in place. The HSP team worked a hybrid model of working in the community and working from home. This allowed us to keep a team always mobile and connected.

The pandemic provided HSP many opportunities to build our partnerships with other community agencies. Partnerships were formed with Nurse Practitioners, Community Paramedicine and the Community Mental Health Association (CMHA). Our relationship grew with the local food banks and the different meal programs. We took the opportunity to enhance our knowledge on the community supports available in the district.

The program did experience some challenges in terms of lack of housing in the area and the increase cost of general supplies for clients. However, because of the partnerships and the goal of wrap around services, together we were able to support clients in the community.

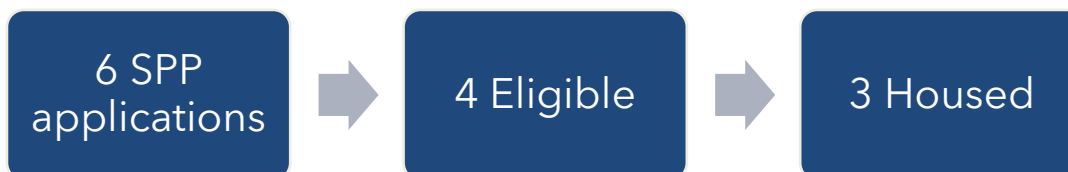
Social Housing Waitlist



Housing Assistance Programs

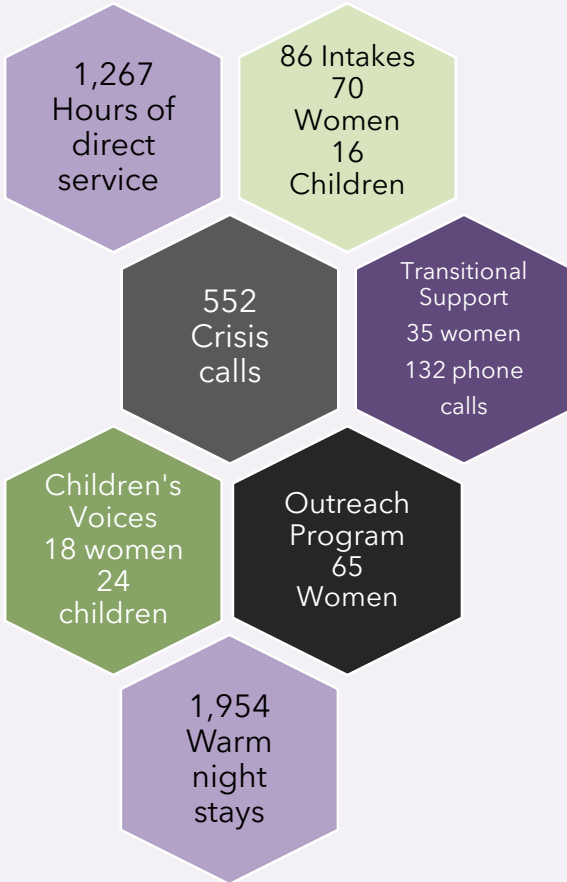
Rent Supplement	16 households receive a rental supplement. Paying rent-g geared-to-income rents in a private or non-profit market rental.
Housing Allowance	16 households receive a housing allowance of \$225 monthly through this Affordable Housing program.
Home Ownership	13 households have maintained their Homeownership agreement.
Ontario Renovates	91 households have maintained their Ontario Renovates agreement. 2 have been discharged in the 2021 year.

Special Priority Program (SPP)



Special priority applications are available for people fleeing domestic violence situations and victims and survivors of human trafficking

In 2021, Housing Programs was able to submit 18 new COHB (Canada Ontario Housing Benefit) applications to the Ministry with the bulk in November when we were able to submit above and beyond our 2021 allotment!



**Note from
Inside...**

2021 was a year of maintenance and trying to keep status quo without a devastating outbreak. Staff were diligent about mitigating risk to women and children staying at the shelter. Last year saw more longer stays due to housing being more difficult to find. The shelter continued at modified capacity to maintain distancing, as well as preventing gatherings in shared spaces. The shelter is looking to expand capacity which will assist with infection prevention.

Good News!

The DSSAB has received additional SSRF funding, to be utilized as operating or capital funding.

The DSSAB has submitted a business case to MMAH to support the retrofit/upgrade to Esprit Place Women's shelter, to complete an addition of 5 bedrooms and 5 bathrooms.



Food Programs Update

Harvest Share Community Food Programs is a non-profit, charitable organization based in Parry Sound.

Our Mission Statement: To improve access to healthy, nutritious food for individuals & families in need in the District of Parry Sound. We do this through various programs such as:

- 1) Community Food Bank
- 2) Fresh Food Program
- 3) Community Meal Programs - Soup Kitchen & Community Suppers
- 4) Food rescue & Community outreach

In 2021 they provided a total of **311,885** meals to the community. The total number of visits to the food bank was **14,755**, with an average of **491** clients needing service each month. They were able to reach **1,036** unique individuals and **4,261** children under 16 that were in need.

Total number of hamper and hot meal deliveries: **2,189**.



Giving
Hope
Today

The Salvation Army is an international Christian Church. Its message is based on the Bible; its ministry is motivated by love for God and the needs of humanity. In 2021 they continued to provide supports to our community.

Foodbank Stats:

Adults served - **1,581**
Seniors - **167**
Children - **783**

Hotel Accommodations:

People served - **23**
Hotel nights - **37**

Homeless clients served - **154**

Emergency food bags given - **125**



Harvest Share - 93 James St,
Parry Sound, ON P2A 1T7
705-774-9111
Open 9 AM - 3 PM Monday - Friday

Salvation Army - 61 Gibson St,
Parry Sound, ON P2A 1X2
Access by appointment only
Call: 705-746-5341
Open Tuesday - Friday 1 PM - 3 PM

Appendix A: Annual Reporting Template: Reporting on the Progress of the Plan

Objectives	Outcomes	Measures	Targets	Annual Progress/ Achievements
To focus on creating additional transitional units within the district to assist chronically homeless people.	Increase transitional housing including supports.	Number of transitional units created per year.	Increase by one unit per year.	“Hotel” project was extended which includes 25 total units: 18 West, 7 East.
To work with Non-Profit and private sector developers to increase market and affordable homes within the district.	To improve access to housing for people across all levels of the housing spectrum.	Number of market and affordable homes created per year.	Create 10 affordable units per year.	The NOAH project is complete and has provided 25 Affordable units and 25 Market units.
To focus on building stronger relationships with our Indigenous Communities. To utilize COCHI funding to support the sustainability of our Indigenous Non-Profit housing provider.	Working toward a Memorandum of Understanding to increase partnerships, coordinated access to services with culturally based services with Indigenous Partners.	Number of Indigenous rent-g geared-to-income units supported by COCHI.	Repair 5 units through COCHI.	*PSDSSAB did not receive COCHI in Year 1 or Year 2. COCHI Year 3 was allotted to the Non-Profit Housing Providers for repairs/sustainability. OPHI Year 3 has been allotted to The Sound Community Hub to create 4 more affordable units with Indigenous priority.
To provide Home Ownership and Ontario Renovates programs to assist homeowners in remaining in their homes & supporting those looking to enter the homeowner market.	To assist with the excessive cost of purchasing a home & the costs associated with aging housing stock.	Number of households supported through Home Ownership & Ontario Renovates programs.	Complete 2 Home Ownership agreements & 8 Ontario Renovates projects over 5 years.	Due to COVID and the rising real estate market in our district, Home Ownership was not a viable option for new homeowners. Currently we have 3 Ontario Renovates Accessibility Grants in progress, with the potential of more in the future.
To continue to work toward development of innovative Housing First strategies to reduce homelessness.	To continue rapid rehousing & providing the supports necessary to achieve long-term housing stability.	CHPI statistics including number of people housed.	Successful interventions as determined by the number of people housed.	The Housing Stability Program has housed 56 individuals or families.
To focus on the development and maintenance of relationships with community partners and services across the district.	To continue to build and maintain coordination and communication networks to further support clients.	Ongoing commitment to participating in networks.	Continuing active participation in community networks.	Developed a newsletter for HOME Network group to update annually. Continue to attend IMPACT (Situation Table on a bi-weekly basis).