



Chief Administrative Officer's Report

April 2022

Mission Statement

To foster healthier communities by economically providing caring human services that empower and enable the people we serve to improve their quality of life.



Canada-Wide Early Learning and Child Care (CWELCC) Agreement

We are pleased that Ontario and Canada signed the Canada-Wide Early Learning and Child Care Agreement that will lower fees for parents and provide more accessible and high-quality child care for Ontario families. Ontario's plan will deliver \$10 per day child care, on average, by September 2025 for participating child care programs.

As a first step, all Ontario families with children aged 0-5 in participating licensed child care programs will see a fee reduction of up to 25% (to a minimum of \$12 per day), retroactive to April 1, 2022. Parents can expect a further reduction by the end of December 2022 to reduce child care fees, on average, by 50%. Ontario's plan provides for another reduction in child care fees in September 2024, and a final reduction to \$10 per day child care, on average, by September 2025. Ontario's fee subsidy program will continue, as they recognize that for some families these reduced fees are unaffordable.

For parents to benefit from lower fees their child care program must register with the Children's Services Manager for their region, which in the District of Parry Sound is the DSSAB. The full criteria for joining has not yet been posted as operators have until September 1, 2022 to decide if they are opting in or out. Operators may not raise parent fees until, and unless, they formally opt out of the new funding arrangement.

The agreement includes the creation of 86,000 new licensed child care spaces, which includes more than 15,000 licensed child care spaces created since 2019.

The Agreement will support new early childhood educators and support improved, stable compensation for Registered Early Childhood Educators in licensed child care, including those providing child care for children six to 12 years old.

Over the coming months, there will be consultations on measures to support and recognize our dedicated child care workforce, including professional development, training and initiatives designed to support improved workforce supply and retention.

CMSMs/DSSABs and First Nation communities will continue their critical role as the designated Child Care and Early Years Service System Managers responsible for planning and managing licensed child care services and EarlyON Child and Family Centres in their communities.

In the coming weeks, the Ministry will provide us with preliminary 2022 allocations to support local planning and engagement in this transformative work. Transfer payment agreements and funding guidance to support us in this important work will follow in the spring. For 2023 and beyond the ministry aims to allocate funding using a revised child care funding formula. Development and consultations with Service System Managers will take place in 2022.

A phased approach to implementation will be necessary to ensure stability and sustainability of the child care system while working toward goals of affordability, accessibility, quality, and inclusion.

Recent Media Coverage

- March 6, 2022 – [Esprit Place supports Women and Children in Parry Sound District](#)
- March 7, 2022 – [Parry Sound DSSAB recognizes International Women's Day](#)
- March 8, 2022 – [Women facing gender inequality often unable to leave an abusive relationship](#)
- March 9, 2022 – [Ontario Investing in Support for People Experiencing Homelessness in Parry Sound Muskoka](#)

Social Media

Twitter Stats

Link to the DSSAB’s Twitter page - <https://twitter.com/psdssab>

District of Parry Sound Social Services Administration Board – Twitter Page	Oct. 2021	Nov. 2021	Dec. 2021	Jan. 2022	Feb. 2022	Mar. 2022
Total Tweets	21	8	1	6	10	2
Total Impressions	564	164	51	170	371	178
Total Profile Visits	667	275	123	68	324	54
Total Followers	7	8	10	10	15	15

LinkedIn Stats – used primarily for HR recruitment & RFP/Tender Postings

Link to the DSSAB’s LinkedIn page – <https://bit.ly/2YyFHIE>

District of Parry Sound Social Services Administration Board – LinkedIn	Oct. 2021	Nov. 2021	Dec. 2021	Jan. 2022	Feb. 2022	Mar. 2022
Total Followers	11	20	22	27	39	43
Search Appearances (in last 7 days)	-	-	-	224	317	336
Total Page Views	29	43	10	55	83	28
Post Impressions	-	-	-	109	557	170
Total Unique Visitors	12	10	5	22	33	6

Facebook Stats

A friendly reminder to follow our Facebook pages!

- [District of Parry Sound Social Services Administration Board](#)
- [Esprit Place Family Resource Centre](#)
- [EarlyON Child and Family Centres in the District of Parry Sound](#)
- [The Meadow View](#)

District of Parry Sound Social Services Administration Board	Nov. 2021	Dec. 2021	Jan. 2022	Feb. 2022	Mar. 2022
Total Page Followers	279	283	289	304	309
Post Reach this Period (# people who saw post)	2,068	511	4,487	3,589	1,154
Page Views this Period	73	48	122	87	61
Post Engagement this Period (# reactions, comments, shares)	305	24	566	445	62

Esprit Place Family Resource Centre	Nov. 2021	Dec. 2021	Jan. 2022	Feb. 2022	Mar. 2022
Total Page Followers	98	105	110	117	118
Post Reach this Period (# people who saw post)	222	104	46	1,029	461
Page Views this Period	4	28	14	26	7
Post Engagement this Period (# reactions, comments, shares)	18	22	1	82	12
The Meadow View (NOAH)	Nov. 2021	Dec. 2021	Jan. 2022	Feb. 2022	Mar. 2022
Total Page Followers	349	364	380	441	423
Post Reach this Period (# people who saw post)	389	4,460	9,098	13,328	3,192
Page Views this Period	591	374	379	488	117
Post Engagement this Period (# reactions, comments, shares)	31	1,776	2,139	2,455	399

Licensed Child Care Programs

Total Children Utilizing Directly Operated Child Care in the District February 2022						
Age Group	Fairview ELCC	First Steps ELCC	Highlands ELCC	Waubeek ELCC	HCCP	Total
Infant (0-18m)	3	2	3	4	18	30
Toddler (18m-30m)	11	6	10	20	18	65
Preschool (30m-4y)	20	20	17	35	44	136
School Age (4y-12y)	N/A	N/A	N/A	N/A	23	23
# of Active Children	34	28	30	59	103	254

The centre-based child care programs continue to struggle with staffing shortages due to COVID related illnesses and the self-isolation requirements, even though the public health unit has removed the isolation requirement for close contacts that test negative. The EarlyON and Inclusion Support Services staff have been instrumental in assisting licensed programs to remain operational while meeting licensing requirements.

The Ministry of Education has supplied ample Rapid Antigen Test Kits for all staff and children and are encouraging regular testing of anyone who has been in close contact with COVID or has symptoms. As restriction and protocols are being lifted, the child care programs are attempting to create a new normal to their operations that will include an emphasis on cleaning and keeping the children safe. All child care programs continue to receive face masks, both medical procedural grade and non-fit tested N95s, and face shields.

The Home Child Care Program has been receiving many inquiries for potential new providers and are currently working with individuals through the screening process. New homes in Whitestone and Magnetawan will be opening imminently. Other inquiries have been received from Rosseau, Powassan, and the Town of Parry Sound.

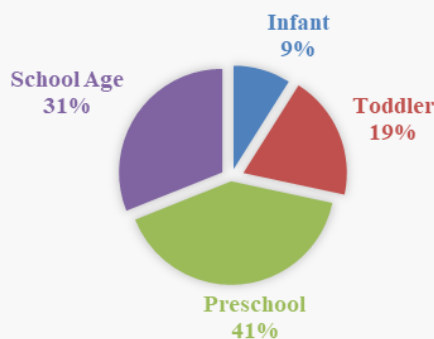
Overall, enrollment remains consistent across all Directly Operated Child Care Programs.

School Age Programs

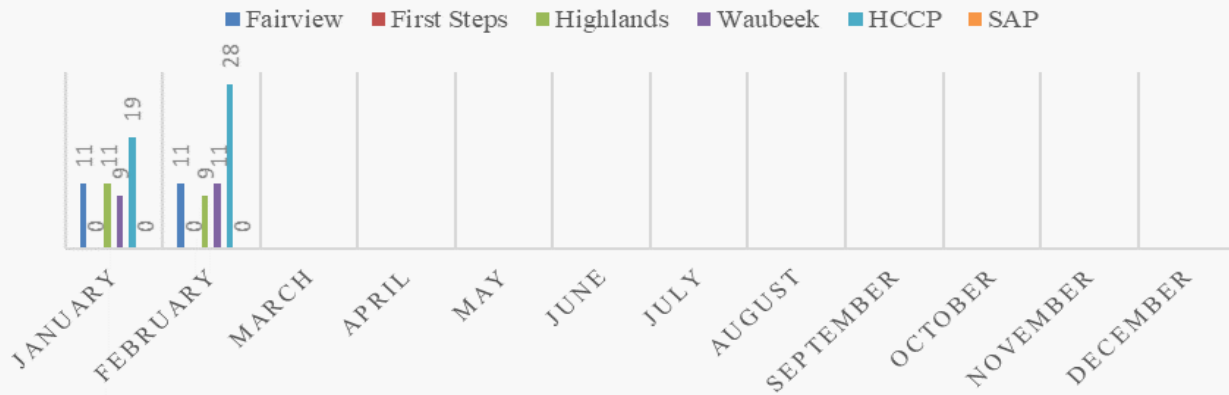
January 2022		
Location	Enrollment	Waitlist
Mapleridge After School	11	0
St. Gregory’s After School	18	0
St. Gregory’s Before School	12	0
Sundridge Centennial After School	13	0
Sundridge Centennial Before School	5	0
Magnetawan Central After School	19	0
Land of Lakes After School	8	0
# of Active Children	86	0

The School Age Program has had consistent staffing in all locations since January and this has supported the children in their activities. A full day program at Sundridge Centennial was offered during March Break. The program supervisor is working with the Near North District School Board to determine future viability for the 2022-2023 school year and summer care for July and August 2022. Once the data has been received from the School Board, a Community Needs Survey will be developed to further support the program planning.

Percentage of Children By Age Group



Directly Operated Child Care Waitlist By Program



In anticipation of the Canada-Wide Early Learning and Child Care System, formerly the National Child Care Plan, families are asking to be placed on the child care waiting lists and we have received a slight increase. We are anticipating this trend to continue as details of the Agreement are released. This past month, the Home Child Care Program has had the largest increase to the waiting list that will be supported with the addition of new homes.

Quality Assurance Program

Our new Supervisor of Quality Assurance has started with Child Care Service Management and is preparing for site visits in licensed centres throughout the district. The QA program will provide pedagogical support to programs in the district, will coordinate professional development opportunities and will support capacity building. The QA program will also be instrumental in the implementation of the Workforce Development Strategy.

On March 9th, we held a district operator meeting to highlight the work that is being done with the Workforce Development Strategy. We invited AGILEC (an Employment Ontario site) to give an overview of the courses that may be available as part of the training and professional development component of our Workforce Development Strategy.

The Workforce Development Strategy supports the retention and recruitment of a high-quality childcare and early years workforce. Key objectives of this funding are to:

- **Sustain** the existing childcare and early years workforce to ensure a more stable and high-quality early years and childcare system.
- **Enhance** access to opportunities for the workforce that promote retention and recruitment, including professional development, training, and qualification upgrade programs.
- **Grow** the number of qualified staff in the early years and childcare workforce to increase access to high-quality licensed childcare for families.
- **Attract** and support the development of an increasingly diverse workforce to more effectively reflect the children and families accessing early years and childcare programs.

OLAF

OLAF Fee Subsidy Applications					
2021	Eligible	Not Eligible	2022	Eligible	Not Eligible
January	1	7	January	2	4
February	0	5	February	2	6
March	1	6	March		
April	0	6	April		
May	0	3	May		
June	4	11	June		
July	0	3	July		
August	1	7	August		
September	1	5	September		
October	1	3	October		
November	0	3	November		
December	1	4	December		

Total Children by Funding Source for February 2022

Active	# of Children	# of Families
After-school Program Fee Subsidy	20	19
Fee Subsidy	127	120
Full Fee	226	213
Ontario Works	6	6
TOTALS	379	358
New	# of Children	# of Families
Fee Subsidy	6	6
Full Fee	10	9
TOTALS	16	15
Exits	# of Children	# of Families
Fee Subsidy	1	1
TOTALS	1	1

Inclusion Support Services

February 2022							
Age Group	EarlyON	Licensed Early Learning & CCC's	Monthly TOTAL	Year-to-Date TOTAL	Waitlist	New Referrals	Discharges
Infants (0-18m)	0	0	0	0	0	0	0
Toddlers (18m-30m)	1	12	13	13	0	4	0
Preschool (30m-4 y)	5	33	38	38	3	3	0
School Age (4y+)	4	13	17	17	0	0	0
Monthly TOTAL	10	58	68	-	3	7	0
Year-to-Date TOTAL	10	58	-	68	7	15	9

The Inclusion Support Services program is now at its full staffing compliment of 6 Resource Consultants. Community based licensed child care programs are reaching out to the program with new referrals as necessary and the Resource Consultants are able to resume all in-person program visits without any COVID restrictions. The Ministry of Education has asked all Special Needs Resourcing programs to review their scope of practice to ensure that all program activities are meeting the current funding guidelines. The program supervisor is currently working on this review and making any necessary adjustments to the delivery model to ensure we are compliant with the funding guidelines.

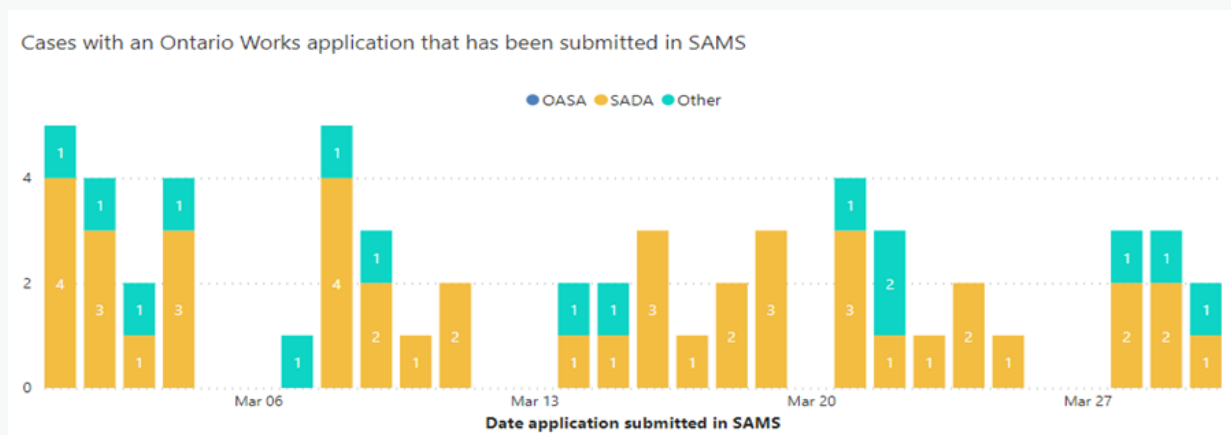
EarlyON Child and Family Programs

February 2022		
Activity	February	Year-to-Date
Number of Children Attending	0	0
Number of New Children Attending	0	0
Number of Families Visiting	0	0
Number of New Families Visiting	0	0
Number of Virtual Programming Events	4	37
Number of Family Engagements with Virtual Events	161	674
Number of Social Media Posts	64	142
Number of Social Media Followers	15	945

The EarlyON program continues to use Facebook to share information and parenting resources. The staff have been busy creating virtual activities and resources that have focused on outdoor play, positive parenting, early literacy, child development, Francophone and Indigenous teachings, infant care and mental health for children and parents.

The Ministry of Education has asked the School Boards and EarlyON programs to work together to create a reopening plan that will allow families to safely return to in-person programming at co-locations as soon as possible. Once all restrictions are lifted, the EarlyON supervisor will be reaching out to other community partners to re-establish community-based programs. As the weather turns warmer, the staff will again be presenting outdoor programming to those more remote communities. Please watch the EarlyON Facebook page for further information on where and when in-person programs will resume.

Social Assistance Digital Application (SADA) & Centralized Intake - March 2022



***Yellow bars represent applications completed by the Intake and Benefits Administration Unit. Blue and green bars represent applications completed by local staff. Data from Tracking the Impacts of COVID-19 report and Centralized Intake Report.*

Intake and applications remain steady. We received 55 applications for Ontario Works, which is just above the same point in 2019. Emergency Assistance continues to exceed our typical norms, reaching nearly double the amount of applications from the same point in March 2019 and March 2021. We are averaging between 45-55% of applications being granted by our staff from IBAU.

Ontario Works applications

3 ▼
Average received per business day

55
Received Mar 2022

Emergency Assistance applications

1 ▲
Average received per business day

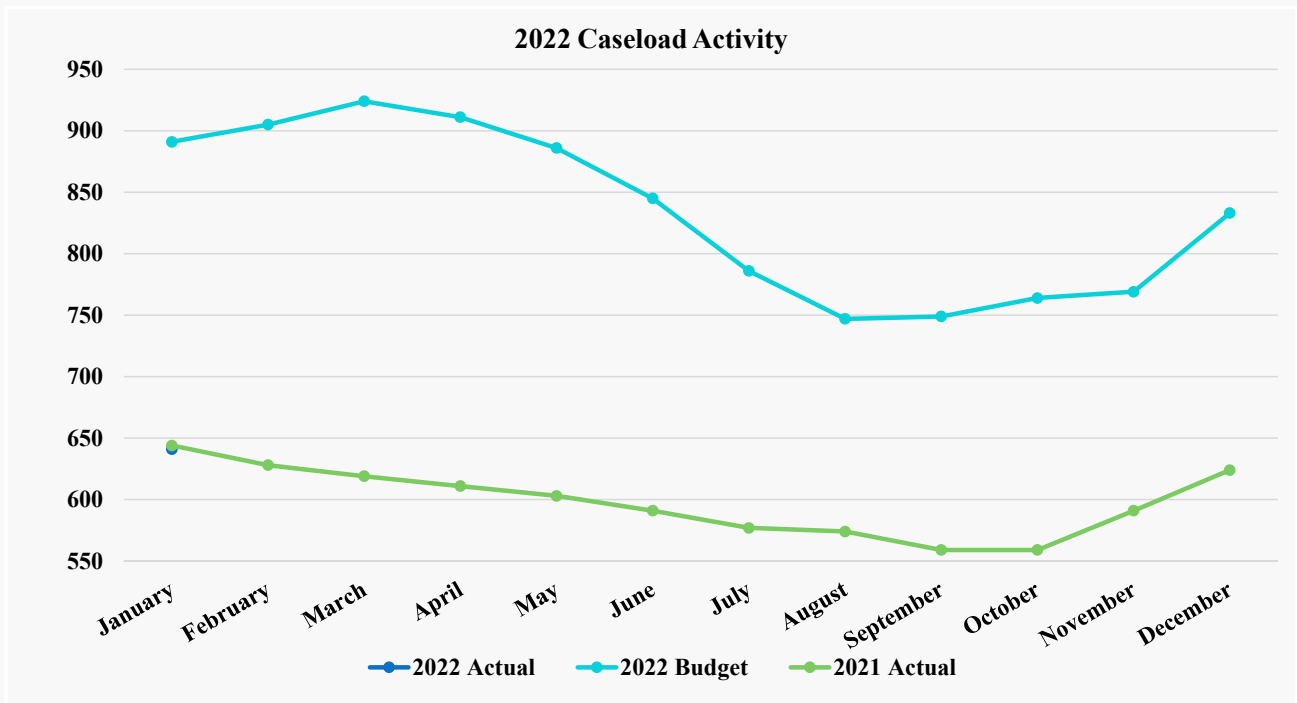
27
Received Mar 2022

Average number of business days from screening to grant

2.9 ▼
Ontario Works

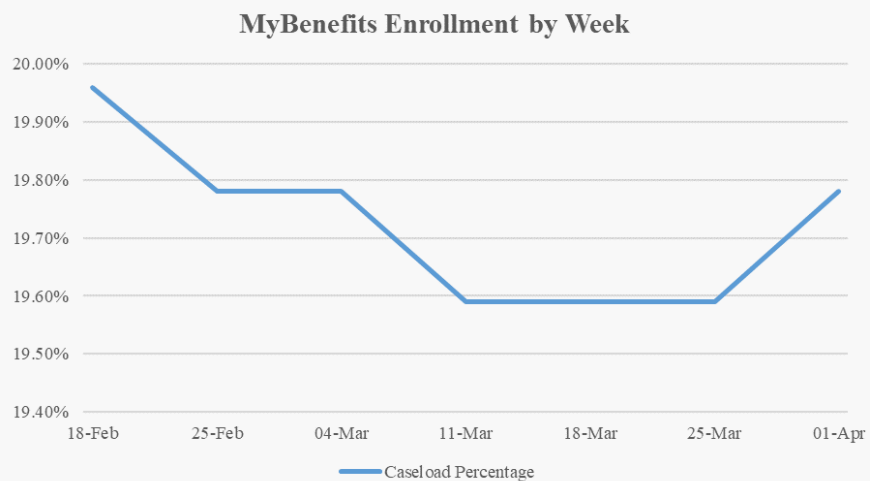
0.4 -
Emergency Assistance

Ontario Works Caseload



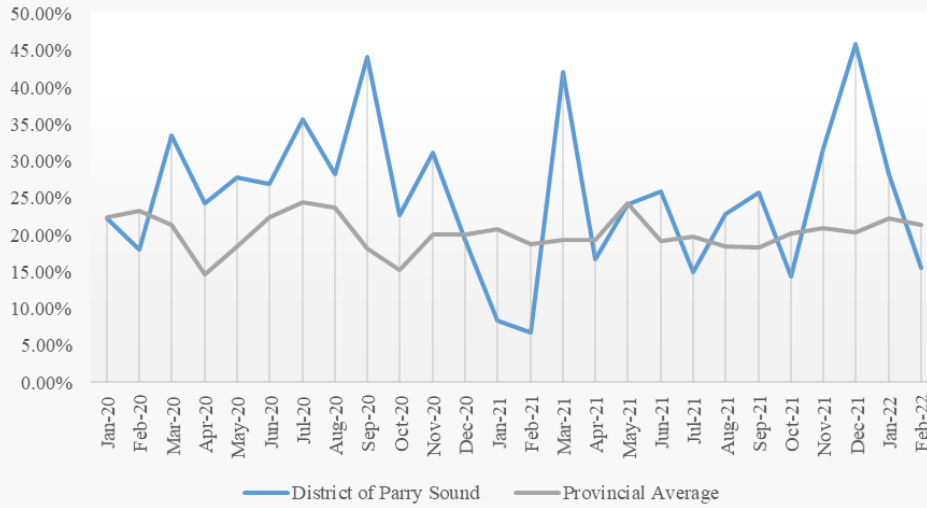
LEGEND	JAN	FEB	MAR	APR	MAY	JUNE	JULY	AUG	SEPT	OCT	NOV	DEC
2022 Actual	641											
2022 Budget	891	905	924	911	886	845	786	747	749	764	769	833
2021 Actual	644	628	619	611	603	591	577	574	559	559	591	624

MyBenefits Enrollment 2022

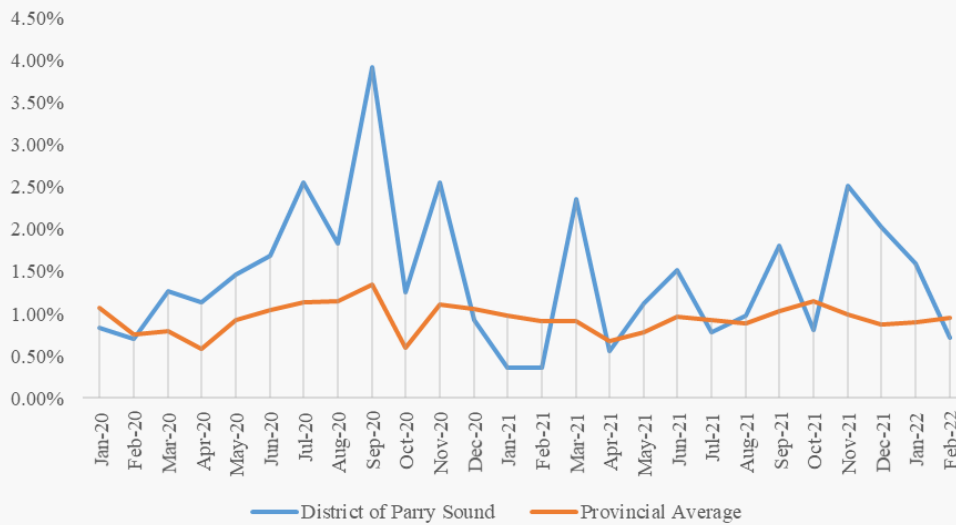


Employment Assistance Performance Outcomes

% of Closures Exiting to Employment

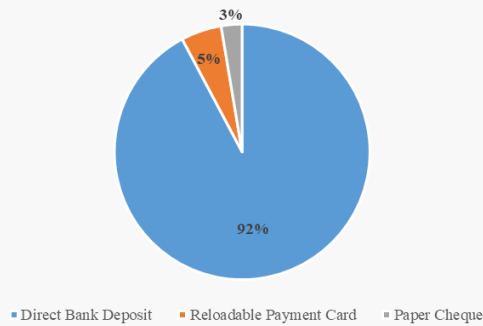


% of Caseload Exiting to Employment



Direct Bank Deposit Enrollment

Payment Receipt Method - February 2022



Social Assistance Renewal Plan Update

The Ministry had hoped to share a detailed update on several elements of SA Renewal with us, including the progress of co-design and associated regulatory changes. However, there is still significant work to be done.

Specifically, there is a need to:

- Continue to focus on planning and technical design to ensure MCCSS create the conditions for success.
- Put the Ministry in the best possible position to seek direction and provide advice to the government following the upcoming election.
- Be able to respond to questions and concerns with as much detail as possible before commencing the implementation, and to be able to answer important questions about the future.

As a result, there will be a delay in communication about next steps, as well as planned regulatory amendments and proclaiming changes to the *Ontario Works Act*, until after the provincial election.

This is not a pause on the plan, it's just a change in timing. Planning and design work are continuing. SA Renewal remains a transformation that will take time, not something that will happen immediately.

SA Renewal timelines will continue to be revisited over the coming months.

OW/Employment North Initiative

Working relationships with Employment North Counselors and Ontario Works Case Workers continues to thrive. There have been many case conferences between staff from both agencies and participants in the initiative to support them and make sure they are getting the appropriate supports they need to succeed. So far, 3 out of the 5 applicants in the Initiative have completed the workshops and have been matched to Employment. Employer subsidies and stipends have been issued to all 3 employers. One client had completed the workshops and has since left to pursue education as that seems to be a better fit for her life right now. We gave her spot to a new client who completed the workshops one-on-one and is working with the job developer. The other client is still working with Employment North and her Case Worker to address some barriers that came up during her recent job interview. The program has been a great opportunity for OW clients and has further enhanced the relationship between Ontario Works & Employment North staff.

Ontario Works Program Updates

- Motivational Interviewing virtual training took place over 6 mornings in February and March. 27 staff participated from OW, HPP, Esprit, Housing Programs and Tenant Services. The training was facilitated through OMSSA and conducted by Megan Phillips, a Registered Psychotherapist with Ontario Works experience.
- Partnership with AGILEC - OW Case Workers and Program Leads have been attending monthly virtual meetings with AGILEC since Fall of 2021 to allow our staff to get to know each other as both agencies have new staff and staff turnover. At our monthly meetings, we talk about labour trends, any existing clients using their services, any new programs/workshops or courses available, and any new processes either agency has with referrals and services. This has been a huge success and our Case Workers have a much closer working relationship with the employment counselors.

- THEY'RE GONE! Our journey with Electronic Document Management continues. After a short delay due to Omicron, our EDM partner Nimble picked up all of our active OW master files in early February. Nimble is now digitizing those files into SAMS.
- Preparations are beginning with our partners at YMCA for a Getting Ahead program for OW clients beginning in April
- OW participants are attending various programs at Almaguin Adult Learning Centre, such as Food & Finance, Soft Skills Solutions and Getting Ahead
- The Income Support and Stability Management team continue to meet monthly with the ODSP Bracebridge Manager. The goal is to continue to enhance our working relationship with ODSP staff and maintain an open line of communication regarding our Joint Protocols.
- MCCSS has engaged Deloitte on a Social Assistance Privacy Risk Framework model. An overview of the draft framework was presented on March 28th. The framework identifies core principles, objectives, risks and gaps and is based on CSA Privacy Principles and Generally Accepted Accounting Principles.
- The OW caseload is continuing to rebound slowly. Our caseload numbers in February 2022 trended up over the previous 2 months and is on par with our February 2021 numbers where we saw a continued decline through the rest of 2021. It will be interesting to see as the weather warms if we experience our typical decline in the caseload as folks move to seasonal employment.
- The Labour Market Group Report for March indicated there were 170 job postings for January, which was up from 83 the previous month.



Homelessness Prevention Program - Community Relations Workers

For the month of February 2022

Support

All services performed, provided, or arranged by the Homelessness Prevention Program staff to promote, improve, sustain, or restore appropriate housing for individuals active with the Homelessness Prevention Program, periodically within the month, not requiring intense case management.

Income Source	East	West
Senior	4	5
ODSP	7	22
Ontario Works	4	9
Low Income	8	16

Intense Case Management

Intense Case Management involves the coordination of appropriate services and the provision of consistent and on-going weekly supports, required by the individual to obtain and sustain housing stability.

Income Source	East	West
Senior	10	5
ODSP	7	19
Ontario Works	3	6
Low Income	4	12

Contact/Referrals

	East	West	YTD
Homeless	1	1	10
At Risk	2	5	16
Esprit Outreach Homeless	1	1	3
Esprit Outreach at Risk	1	2	3
Esprit in Shelter	2		3
Program Total			34

Short Term Housing Allowance

Month	Active	YTD
February	7	8

Housing Stability: Household Income Sources and Issuance from CHPI

Income Source	Total	CHPI	Reason for Issue	Total
ODSP	5	\$495.30	Transportation	\$590.00
Ontario Works	1	\$158.00	Food/Household/Misc.	\$25.00
No Income	1	\$86.00	Emergency Housing	\$124.30
			Total	\$739.30

Ontario Works: Household Income Sources and Issuance from CHPI

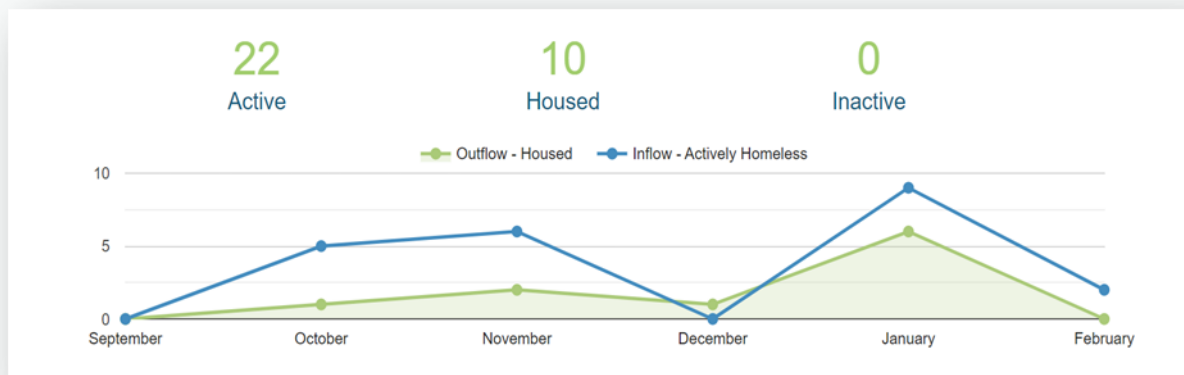
Income Source	Total	CHPI	Reason for Issue	Total
ODSP	13	\$8,078.29	Rental Arrears	\$2,100
Ontario Works	8	\$5,041.00	Utilities/Firewood	\$1,908.14
No Income	1	\$92.38	Transportation	\$197.38
			Food/Household/Misc.	\$7,321.64
			Emergency Housing	\$1,684.50
			Total	\$13,211.52

Hotel Project

February 2022	Mid Town (Parry Sound)	Year-to-Date Total	Caswell (Sundridge)	Year-to-Date Total
Adults	19	19	7	7
Children	1	1	0	0
Total	19	19	7	7

* This chart reflects the number of people who stayed in one of the hotel projects in the month of February

By-Name List Report



A By-Name List is a real time list of all people experiencing homelessness in our community who would like to receive assistance to access housing services and supports. This is an ongoing process with people being added to the list as they connect or re-connect. The list will be created by conducting a Point-in Time Count which includes collecting demographic information about people experiencing homelessness using a set of 17 common questions that align with the enumeration approach used by the federal Reaching Home Program.

A people-centered approach to the By-Name List process will consider individual needs and promote safety, including cultural safety and cultural appropriate responses and practices. People and their experiences and stories are vital to conducting both enumeration (Point-in Time Count) and the By-Name Lists.

Housing Stability Updates

- In March, MMAH announced a program consolidation of CHPI, Home for Good and the Strong Communities Rent Supplement Program (SCRSP) into the new **Homelessness Prevention Program**. The HPP is intended to be flexible and streamlined, so that Service Managers can target funding where community need is greatest and can make the most impact on reducing and preventing homelessness. Locally, we also saw a small funding increase. The new Program Guidelines go into effect as of April 1, 2022.
- We are moving ahead with a partnership with the West Parry Sound Health Centre NPLC to provide a Social Worker to provide Mental Health and Addictions support and assessment for the participants of our Hotel Projects as well as other DSSAB programs like Ontario Works and Esprit.
- Work on the By-Name List for Homelessness continues. We continue to meet bi-weekly with our coach from the Canadian Alliance to End Homelessness to assist with our policy and process development and analyzing the quality of our data.
- The Homelessness Prevention Program completed the Motivational Interviewing training provided by OMSSA. Valuable skills were taken from this training that will enhance the Intense Case Management already completed by staff.

- Ontario Works and the Homelessness Prevention Program continue to meet monthly to discuss mutual clients for the hotels. This provides consistency for the clients and teams when creating case plans for clients.
- The programs also implemented a Communication Pod. This initiative combines staff from HPP and OW with different levels of knowledge to communicate and work through clients. Cross-training in an organic and supportive way.
- CRWs continue to work closely with community partners by attending case conferences and hosting case conferences. Staff have also engaged with Community Partners to do presentations on what the Homelessness Prevention Program services are and what supports can be provided.

Housing Programs Centralized Waitlist

Social Housing Centralized Waitlist Report - February 2022			
	East Parry Sound	West Parry Sound	Total
Seniors	24	95	119
Families	153	416	569
Individuals	429	217	646
Total	606	728	1,334
Total Waitlist Unduplicated			467

Social Housing Centralized Waitlist (CWL) 2021 - 2022 Comparison

Applications and Households Housed from the CWL

2021	New App	New SPP	Cancelled	Housed	SPP Housed	2022	New App	New SPP	Cancelled	Housed	SPP Housed
Jan	4		5	5	1	Jan	5			1	
Feb	12	3	3	2		Feb	9	1	2		
Mar	8		4	1	1	Mar					
Apr	9		6	1		Apr					
May	8	1	3	1		May					
June	8	1	4	1	1	June					
July	7			1		July					
Aug	9		1	2		Aug					
Sept	22		5			Sept					
Oct	16	1	6	1		Oct					
Nov	9		16	2		Nov					
Dec	9		2	2		Dec					
Total	121	6	55	19	3	Total	14	1	2	1	

SPP = Special Priority Applicant

Housing Programs spent much of the first quarter of the year working from home and did so successfully. We were able to connect with our clients and get reviews completed as normal. We have now transitioned back to the office full time and are settling in nicely.

We had two training opportunities this quarter. One staff member successfully completed ONPHA’s “The New Simplified World of RGI” course, while the other staff will complete the course this fall. We also had the opportunity to participate in six half-day training sessions for Motivational Interviewing. These courses will enable the staff to effectively navigate the rent-g geared-to-income calculations, as well as engage with our clients and build better relationships.

SHCANO (Social Housing Co-ordinated Access Network of Ontario) held their first meeting of the year in February where much was discussed. This network provides excellent training opportunities for front line and management staff. It’s also a great group to network with others from around the province and get insight on how they operate. We hope to see in-person training back soon, so that we can get back to ‘normal’ SHCANO training.

The Province of Ontario published a report from the Housing Affordability Task Force in early February. This report highlights recommendations from experts on additional measures to increase the supply of market housing to address the housing supply crisis. The report can be found at <https://www.ontario.ca/page/housing-affordability-task-force-report>.

Parry Sound District Housing Corporation

Activity for Tenant and Maintenance Services February 2022

Action	Current	Year-To-Date
Move outs	2	5
Move ins	0	1
L1/L2 Forms	1	1
N4 – notice of eviction for non payment of rent	3	4
N5 – notice of eviction for disturbing the quiet enjoyment of the other occupants	0	1
N6 - notice of eviction for illegal acts or misrepresenting income for RGI housing	0	0
N7 –notice of eviction for willful damage to unit	0	0
Repayment Agreements	3	11
No Trespass Order	0	0

Tenant Services for February 2022		
Wellness Check-ins	14	Regular well-being check-ins with our most vulnerable tenants
Paramedicine	7	Wellness checks @ 7 buildings
Tenant Home Visits	7	Tenants requiring assistance with annual review packages, wellness checks, filing income tax, health & safety, life skills, service coordination
Tenant Education & Engagement	0	
Mediation/Conflict Resolution/Referrals	15	Tenant complaints, tenant vs. tenant conflict, referrals to outside agencies

Maintenance for February 2022		
Pest Control	8	8 buildings monitored monthly
Vacant Units	12	family (5); single (7)
After Hours Calls	3	types of calls: burst pipe, leak 5 staff participate in the weekly on call rotation
Fire Inspections	2	Follow-up fire inspections with local Fire Prevention Officer
Work Orders	123	Work orders created for maintenance work and related materials

Activity Update

The department continues to be busy with move-outs, move-ins and the addition of the units at The Meadow View.

Tenant Services

With the addition of The Meadow View, our CRWs have been out on the road on Wednesday’s conducting tours of the new building, lease signing and collecting deposits. We want to celebrate that we are now at 25% occupancy! We extend our heartfelt thanks to the great work of many involved in preparing The Meadow View for move-in.

Maintenance

The vacancies continue. We continue to have a multitude of vacancies be it from the move to long-term care, leaving the area, illness, or other. This keeps us on our toes with unit updates and the never-ending quest of finding qualified contractors to complete the tasks.

Several of our town homes are vacant and require substantial work so they have been picked up by capital to be sent out to tender.

We have been working with local by-law and fire departments on property standards.

Custodial and summer grounds request for quotes are now out for our properties around the district. Tenants have begun submitting garden box requests to plant their flowers and vegetables. It's an exciting time around the properties.

Capital Projects - February 2022

Local Housing Corporation and DSSAB Buildings

William and Addie decks and canopies: mandatory site visit was scheduled, however only one contractor attended. Decision made to postpone until the current building climate rectifies.

Secured contract with Bill Bacon, Housing Services, to assist in major capital projects for 2022. Toured and inspected required work for the following:

- Roselawn, South River - drainage repair; mechanical engineer has inspected and drawings are forthcoming
- Highlands, Emsdale - water investigation and remedy
- Broadway, South River/Queen Street, Burk's Falls - refurbish family homes
- Esprit expansion

Attended the final walk through for The Meadow View, Powassan. Obtained mechanical manuals for the building.

Current Challenge

Difficulty securing contractors/labourers as well as materials since they are often backordered. Obtaining quotes, as per our Procurement Policy, from contractors is presenting a challenge.

We continue to complete capital projects; however, this is taking longer than typically expected.

Esprit Place Family Resource Centre

Outreach Services		
	February 2022	Year-to-Date
Number of women served this month	8	20
Number of women registered in the program	6	20

Transitional Support		
	February 2022	Year-to-Date
Number of women served this month	3	5
Number of new women registered in the program	6	8

Emergency Shelter Services	February 2022	Year-to-Date
Number of women who stayed in shelter this month (may be duplicated within the month or year)	7	12 Number of women who stayed in the shelter this year who were unique to the shelter (unduplicated)
Number of children who stayed in the shelter	2	3
Direct service hours to women (shelter & counselling)	55	113
Resident bed nights (women & children)	101	293
Occupancy rate	36%	33.5%
Days at capacity	0 (COVID capacity)	12
Days over-capacity	0	0
Phone interactions (crisis/support)	38	80

Child Witness Program		
	February 2022	Year-to-Date
Number of children served this month	7	23
Number of children registered in the program	2	19
Number of public ed/groups offered	0	0

During January, February and March Esprit Place conducted 14 admissions with women and 3 children into the shelter.

During that time, those who discharged left to a) live with family, b) transfer to another shelter, and c) one found a rental opportunity in another town with her daughter. It continues to be a very serious struggle to find rentals that are affordable and appropriate for women, and therefore shelter stays are significantly longer than in previous times.

In March, for International Women’s Day, individual flowers were purchased for women in shelter, as well as plants for the house, and Sisi Georgian Bay donated bags of handmade face and body care products for each person in the shelter. The women staying in house were so touched by the thoughtfulness that they made a special thank you card for Andrea, the owner of Sisi Georgian Bay.

